auteco
ENSAMBLADA EN PLANTA CARBONO NEUTRO
CATÁLOGO DE PARTES
VICTORY
MRX 200
SISTEMA DE ENCENDIDO AUTOMÁTICO DE LUCES
SISTEMA ANTIBLOQUEO DE FRENOS NO INCLUIDO
LUCES DE CIRCULACIÓN DIURNA NO INCLUIDO
auteco
Mobil Super
4T Ultra
www.autecomobility.com | contactanos@autecomobility.com
Línea gratuita nacional 018000 413 812

# PREFACIO

Es nuestro placer presentarles a ustedes el Catálogo de Partes.

Este Catálogo ha sido especialmente diseñado para ayudarle en la selección de las partes correctas con el fin de mantener el vehículo en las mejores condiciones.

Los repuestos originales están sujetos a un exigente estándar de control de calidad, por lo tanto es necesario que usted sólo use repuestos originales.

En nuestro constante esfuerzo para mejorar la eficiencia y desempeño de su vehículo, las especificaciones, diagramas y número de partes pueden cambiar sin previo aviso. Consecuentemente las descripciones de los repuestos en este Catálogo pueden no ser las finales y definitivas.

Las alteraciones y modificaciones que ocurren en la impresión de este Catálogo, serán informadas a nuestra red, a través de circulares de Servicio o en nuestra página web: www.autecomobility.com accediendo al link repuestos. Es requisito que usted actualice su Catálogo y haga las correcciones necesarias, una vez reciba dichas circulares. Lo anterior le asegurará un rápido y adecuado despacho de sus partes, pues las órdenes están siendo diligenciadas con las referencias más actualizadas.

En caso de necesitar asistencia técnica, comunicarse con el Distribuidor Autorizado o llamar al Departamento de Servicios Auteco Mobility.

**REVISADO ENERO 2025**

Mobil Super
4T Ultimate
10W-30
TECNOLOGÍA SINTÉTICA
1L
Mobil Super
4T Ultimate
10W-40
TECNOLOGÍA SINTÉTICA
1L
Mobil Super
4T Ultimate
15W-50
TECNOLOGÍA SINTÉTICA
1L
Mobil Super
4T Ultimate
10W-40 SCOOTER
TECNOLOGÍA SINTÉTICA
1L
TECNOLOGÍA
SINTETICA
¡A TU ALCANCE!
Mobil Super
4T Ultimate
auteco

LA MEJOR CALIDAD Y RESPALDO
auteco
CERTIFIED
Queen
Llantas y neumáticos
¡POR DESEMPEÑO, CALIDAD Y PRECIO!
ELIGE LLANTAS QUEEN
SCOOTER
MOTOCARRO
STREET
DOBLE PROPÓSITO
PISTERA
Encuéntralos en todos los agentes y concesionarios autorizados por AUTECO del país

LA MEJOR CALIDAD Y RESPALDO
auteco
CERTIFIED
MEGABAT
BATTERIES
PRO
EL EQUIPO ORIGINAL
DE LAS MOTOCICLETAS
auteco
mobility
MEGABAT
BATTERIES
PRO
GEL
MTX6.5L-BS-GEL-PRO
12V
Una garantía de respaldo,
calidad y experiencia.

INDICE


| FIG. Nº | DESCRIPCIÓN | PAG. Nº |
|---|---|---|
| FIG. Nº 1 | CULATA & CILINDRO | 1 |
| FIG. Nº 2 | EJE LEVAS-VALVULAS | 2 |
| FIG. Nº 3 | CUBIERTA VOLANTE & CLUTCH | (3 - 4) |
| FIG. Nº 4 | SISTEMA DE CLUTCH | 5 |
| FIG. Nº 5 | FILTRO CENTRIFUGO & BOMBA DE ACEITE | 6 |
| FIG. Nº 6 | CARCASAS MOTOR | (7 - 8) |
| FIG. Nº 7 | CIGÜEÑAL & PISTÓN | 9 |
| FIG. Nº 8 | TRANSMISIÓN | (10 - 11) |
| FIG. Nº 9 | SELECTOR DE CAMBIOS | 12 |
| FIG. Nº 10 | VOLANTE & PLATO DE BOBINAS | 13 |
| FIG. Nº 11 | MOTOR DE ARRANQUE | 14 |
| FIG. Nº 12 | CAJA FILTRO DE AIRE | 15 |
| FIG. Nº 13 | CARBURADOR | 16 |
| FIG. Nº 14 | SOPORTE BATERIA-CAJA HERRAMIENTAS | 17 |
| FIG. Nº 15 | MOFLE | 18 |
| FIG. Nº 16 | BOMBA DE AIRE | 19 |
| FIG. Nº 17 | TANQUE COMBUSTIBLE | 20 |
| FIG. Nº 18 | ENFOCADORES | 21 |
| FIG. Nº 19 | CUBIERTAS LATERALES | 22 |
| FIG. Nº 20 | CUBIERTA STOP | 23 |
| FIG. Nº 21 | FAROLA-CARENAJE FAROLA | 24 |
| FIG. Nº 22 | VELOCÍMETRO | 25 |
| FIG. Nº 23 | MANUBRIO-ESPEJOS | 26 |
| FIG. Nº 24 | ESPIGA CENTRAL-CABEZA ESPIGA | 27 |
| FIG. Nº 25 | SUSPENSIÓN DELANTERA | 28 |
| FIG. Nº 26 | CABLES | 29 |
| FIG. Nº 27 | GUARDABARRO DELANTERO | 30 |

| FIG. Nº | DESCRIPCIÓN | PAG. Nº |
|---|---|---|
| FIG. Nº 28 | RUEDA DELANTERA | 31 |
| FIG. Nº 29 | RUEDA TRASERA | 32 |
| FIG. Nº 30 | CADENA-SPROCKET | 33 |
| FIG. Nº 31 | BOMBA DE FRENOS DEL-DISCOS DE FRENO | 34 |
| FIG. Nº 32 | SILLÍN | 35 |
| FIG. Nº 33 | GUARDABARRO TRASERO | 36 |
| FIG. Nº 34 | PARTES ELÉCTRICAS | 37 |
| FIG. Nº 35 | SWICHE DE ENCENDIDO | 38 |
| FIG. Nº 36 | PUERTO USB | 39 |
| FIG. Nº 37 | COMPLEMENTOS CHASIS-GATO LATERAL | 40 |
| FIG. Nº 38 | SOPORTE MOTOR | 41 |
| FIG. Nº 39 | BRAZO OSCILANTE-MONOSHOCK | 42 |
| FIG. Nº 40 | DIRECCIONALES | 43 |
| FIG. Nº 41 | STOP TRASERO | 44 |
| FIG. Nº 42 | LUZ PLACA | 45 |
| FIG. Nº 43 | REPOSAPIE CONDUCTOR-REPOSAPIE PASAJERO | 46 |
| FIG. Nº 44 | PEDAL CAMBIOS-PEDAL FRENO | 47 |
| FIG. Nº 45 | AGARRADERA PASAJERO | 48 |
| FIG. Nº 46 | PROTECTOR MOTOR | 49 |
| FIG. Nº 47 | CALCOMANÍAS | 50 |
| FIG. Nº 48 | CALCOMANÍAS MRX 200 NEGRO NEBULOSA/AZUL ANTARTIDA | 51 |
| FIG. Nº 49 | CALCOMANÍAS MRX 200 NEGRO NEBULOSA/ROJO ESCARLATA | 52 |
| FIG. Nº 50 | CALCOMANÍAS MRX 200 NEGRO MATE/GRIS PIEDRA | 53 |
| FIG. Nº 51 | CALCOMANÍAS MRX 200 CAFÉ ARENA | 54 |
| FIG. Nº 52 | KITS | 55 |

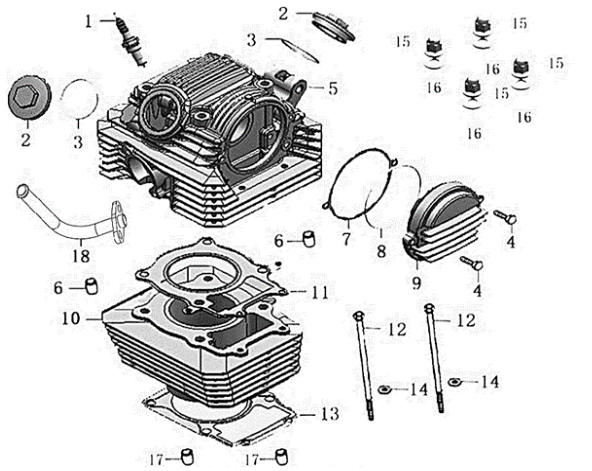

| | |
|---|---|
| FIG. Nº 1 CULATA & CILINDRO | PAG. Nº 1 |

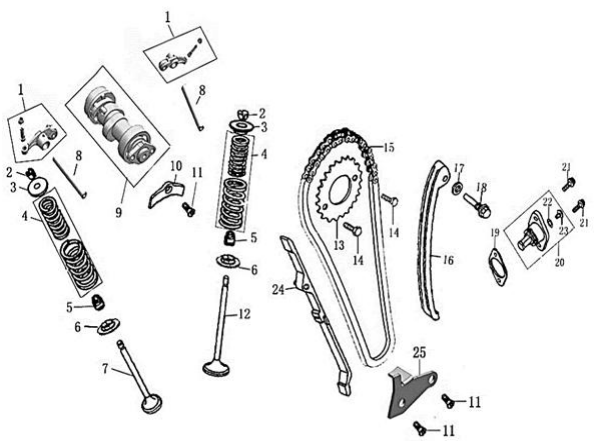

| | |
|---|---|
| FIG. Nº 2 EJE LEVAS-VALVULAS | PAG. Nº 2 |

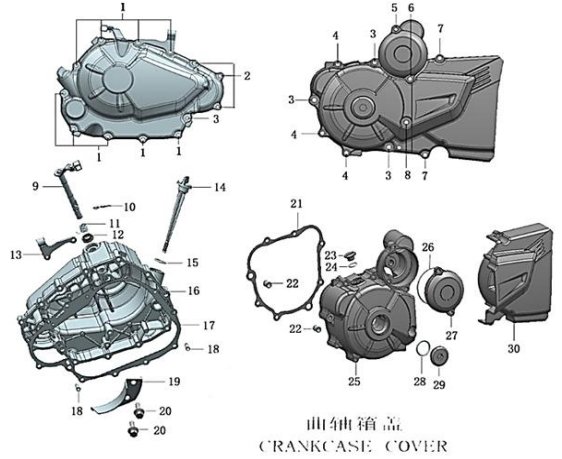


| | |
|---|---|
| FIG. Nº 3 CUBIERTA VOLANTE & CLUTCH | PAG. Nº (3 - 4) |

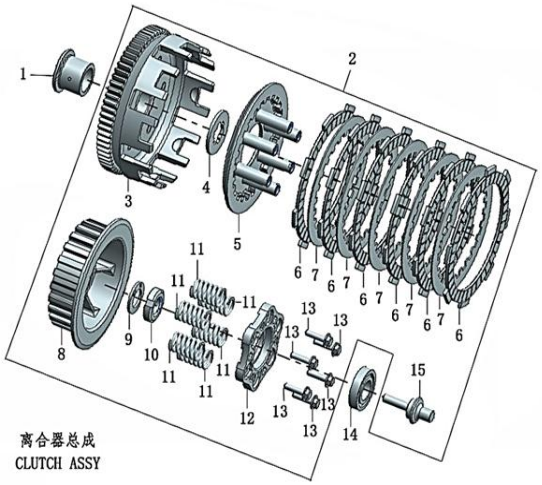


| | |
|---|---|
| FIG. Nº 4 SISTEMA DE CLUTCH | PAG. Nº 5 |

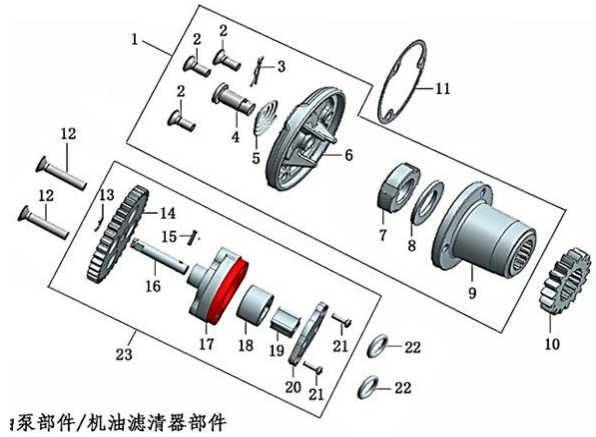


| | |
|---|---|
| FIG. Nº 5 FILTRO CENTRIFUGO & BOMBA DE ACEITE | PAG. Nº 6 |

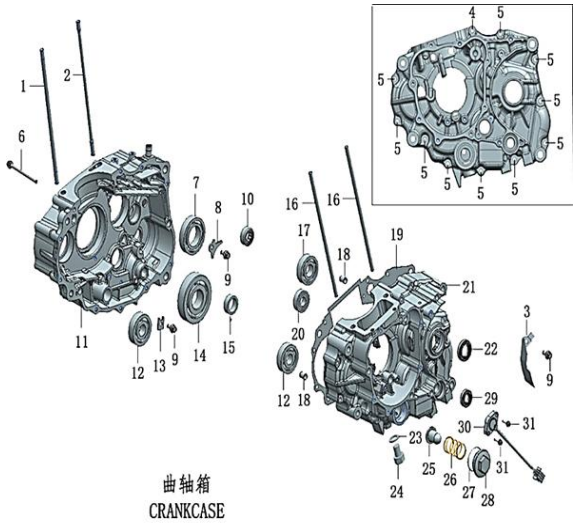


| | |
|---|---|
| FIG. Nº 6 CARCASAS MOTOR | PAG. Nº (7 - 8) |

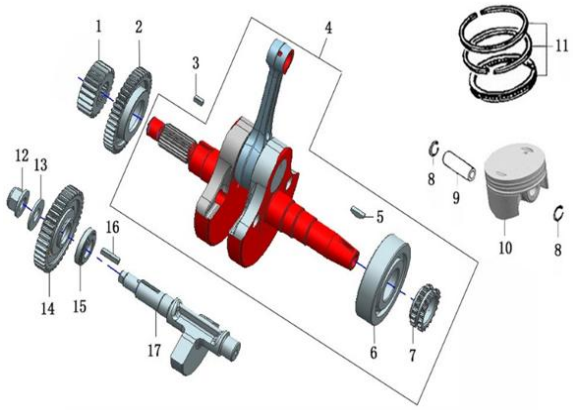

| FIG. Nº 7 CIGÜEÑAL & PISTÓN | PAG. Nº 9 |
|---|---|

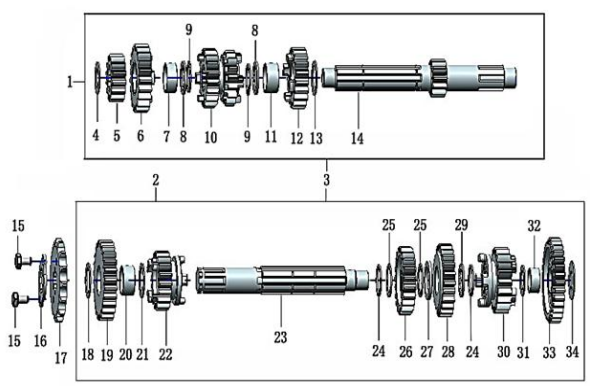

| FIG. Nº 8 TRANSMISIÓN | PAG. Nº (10 - 11) |
|---|---|

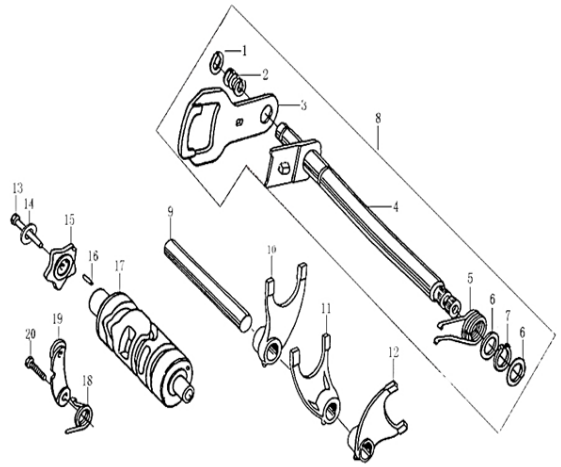

| FIG. Nº 9 SELECTOR DE CAMBIOS | PAG. Nº 12 |
|---|---|

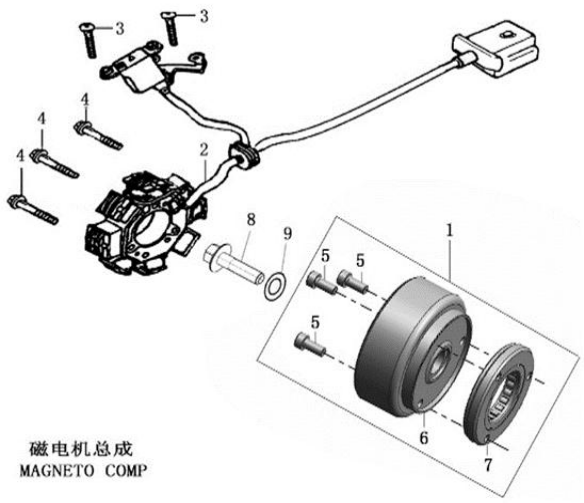


| FIG. Nº 10 VOLANTE & PLATO DE BOBINAS | PAG. Nº 13 |
|---|---|

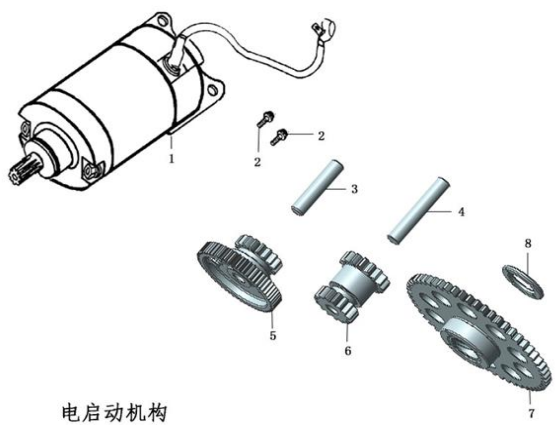


| FIG. Nº 11 MOTOR DE ARRANQUE | PAG. Nº 14 |
|---|---|



| FIG. Nº 12 CAJA FILTRO DE AIRE | PAG. Nº 15 |
|---|---|

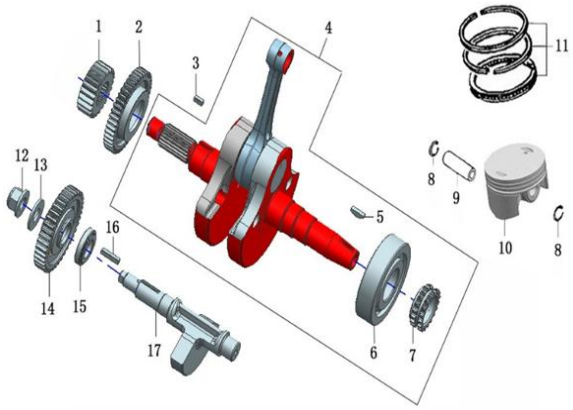

| FIG. Nº 7 CIGÜEÑAL & PISTÓN | PAG. Nº 9 |
|---|---|

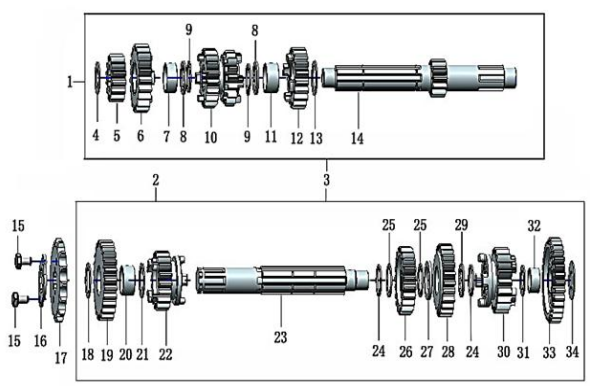

| FIG. Nº 8 TRANSMISIÓN | PAG. Nº (10 - 11) |
|---|---|

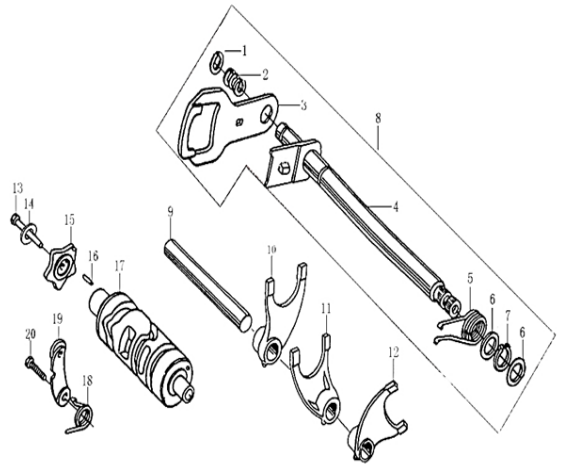

| FIG. Nº 9 SELECTOR DE CAMBIOS | PAG. Nº 12 |
|---|---|

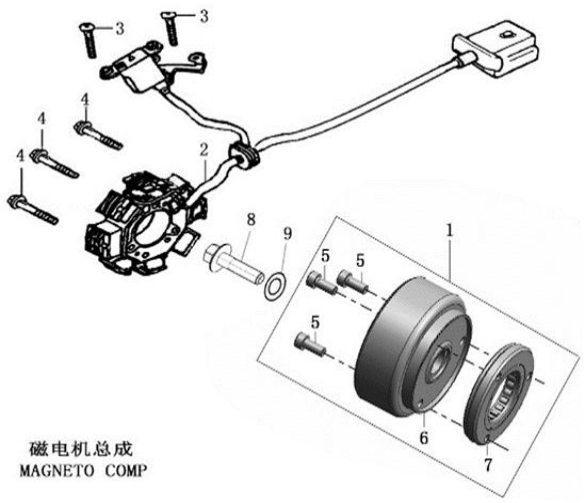


| FIG. Nº 10 VOLANTE & PLATO DE BOBINAS | PAG. Nº 13 |
|---|---|

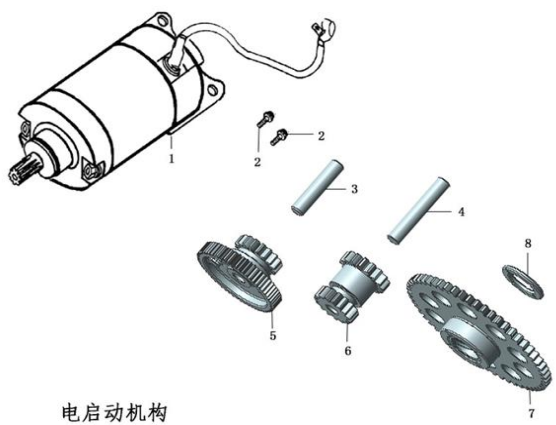


| FIG. Nº 11 MOTOR DE ARRANQUE | PAG. Nº 14 |
|---|---|



| FIG. Nº 12 CAJA FILTRO DE AIRE | PAG. Nº 15 |
|---|---|

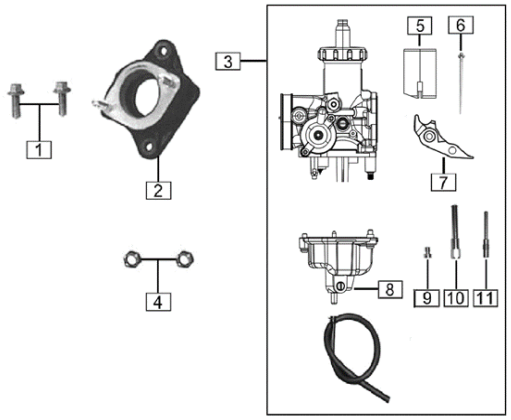


| | |
|---|---|
| FIG. Nº 13 CARBURADOR | PAG. Nº 16 |

| | |
|---|---|
| FIG. Nº 14 SOPORTE BATERIA-CAJA HERRAMIENTAS | PAG. Nº 17 |

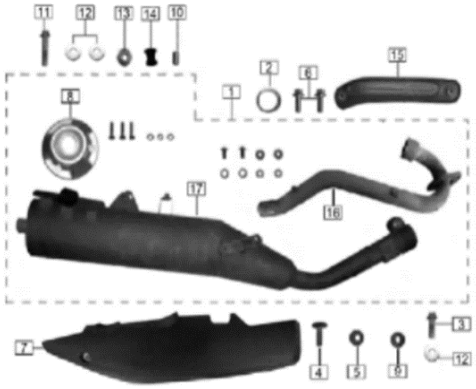


| | |
|---|---|
| FIG. Nº 15 MOFLE | PAG. Nº 18 |

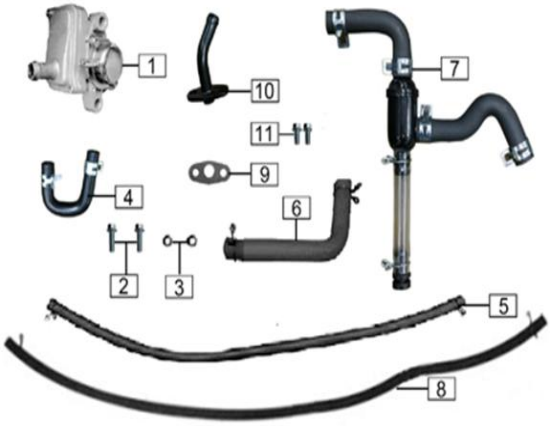


| | |
|---|---|
| FIG. Nº 16 BOMBA DE AIRE | PAG. Nº 19 |

| | |
|---|---|
| FIG. Nº 17 TANQUE COMBUSTIBLE | PAG. Nº 20 |

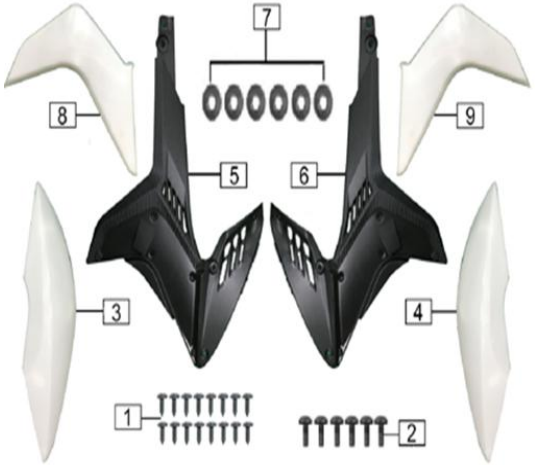


| | |
|---|---|
| FIG. Nº 18 ENFOCADORES | PAG. Nº 21 |

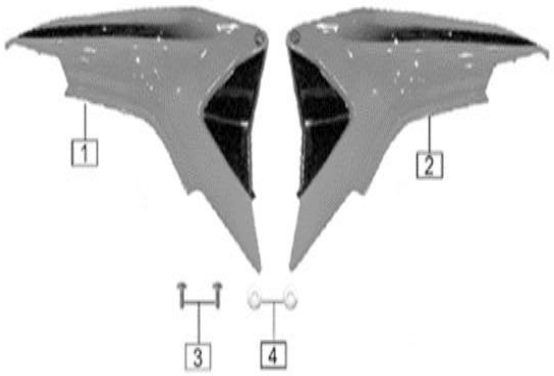


| | |
|---|---|
| FIG. Nº 19 CUBIERTAS LATERALES | PAG. Nº 22 |




| | |
|---|---|
| FIG. Nº 20 CUBIERTA STOP | PAG. Nº 23 |




| | |
|---|---|
| FIG. Nº 21 FAROLA-CARENAJE FAROLA | PAG. Nº 24 |

| | |
|---|---|
| FIG. Nº 22 VELOCÍMETRO | PAG. Nº 25 |

| | |
|---|---|
| FIG. Nº 23 MANUBRIO-ESPEJOS | PAG. Nº 26 |

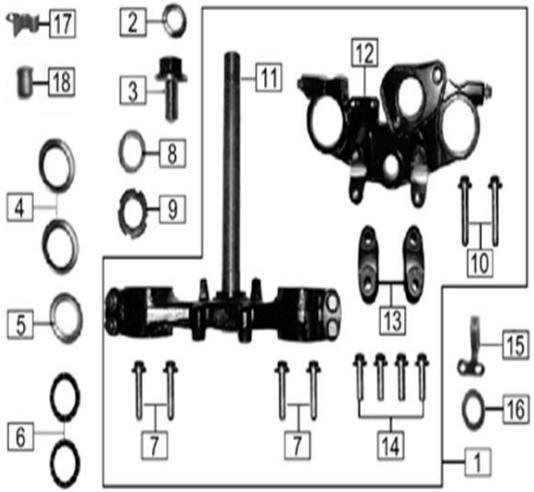


| | |
|---|---|
| FIG. Nº 24 ESPIGA CENTRAL-CABEZA ESPIGA | PAG. Nº 27 |




| | |
|---|---|
| FIG. Nº 25 SUSPENSIÓN DELANTERA | PAG. Nº 28 |

| | |
|---|---|
| FIG. Nº 26 CABLES | PAG. Nº 29 |




| | |
|---|---|
| FIG. Nº 27 GUARDABARRO DELANTERO | PAG. Nº 30 |

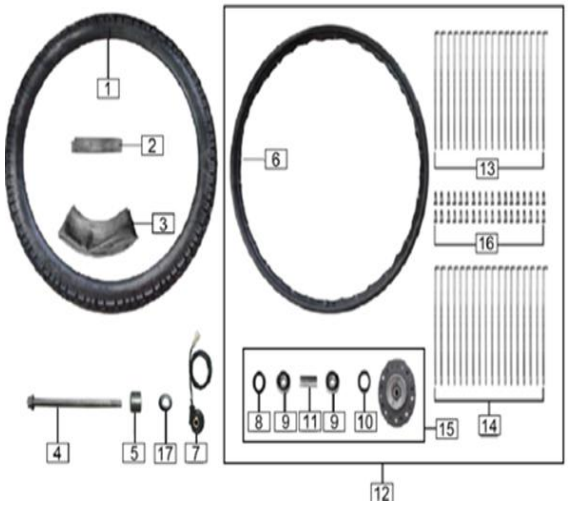


| | |
|---|---|
| FIG. Nº 28 RUEDA DELANTERA | PAG. Nº 31 |

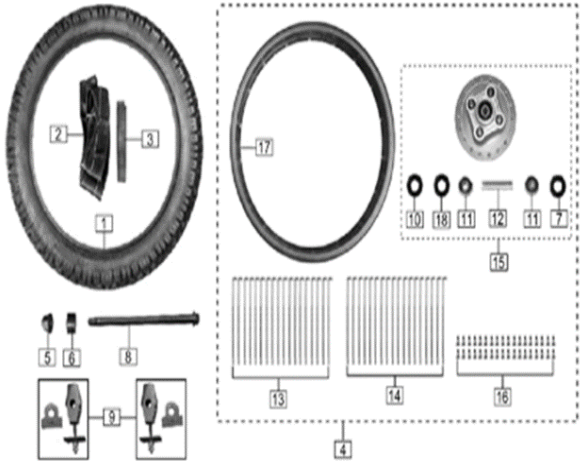


| | |
|---|---|
| FIG. Nº 29 RUEDA TRASERA | PAG. Nº 32 |

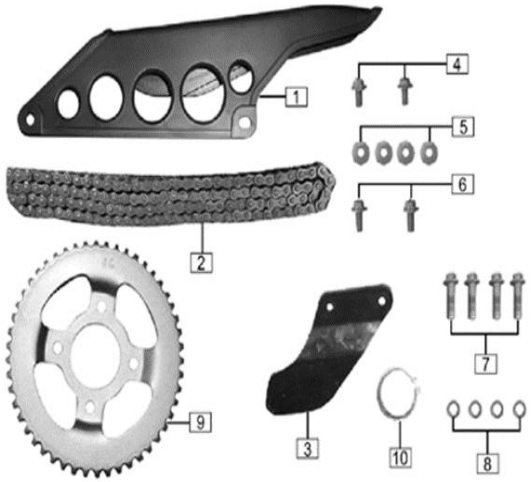


| | |
|---|---|
| FIG. Nº 30 CADENA-SPROCKET | PAG. Nº 33 |

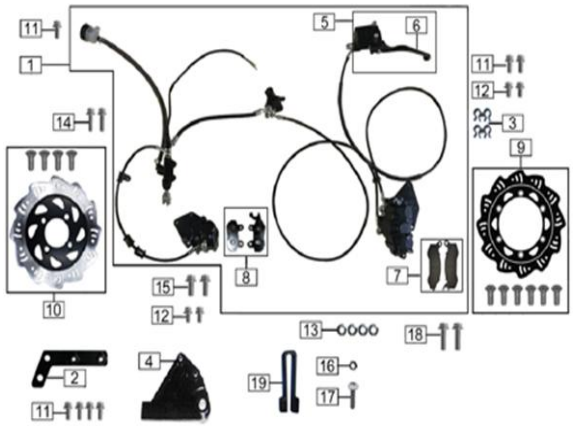


| | |
|---|---|
| FIG. Nº 31 BOMBA DE FRENOS DEL-DISCOS DE FRENO | PAG. Nº 34 |




| | |
|---|---|
| FIG. Nº 32 SILLÍN | PAG. Nº 35 |

| | |
|---|---|
| FIG. Nº 33 GUARDABARRO TRASERO | PAG. Nº 36 |

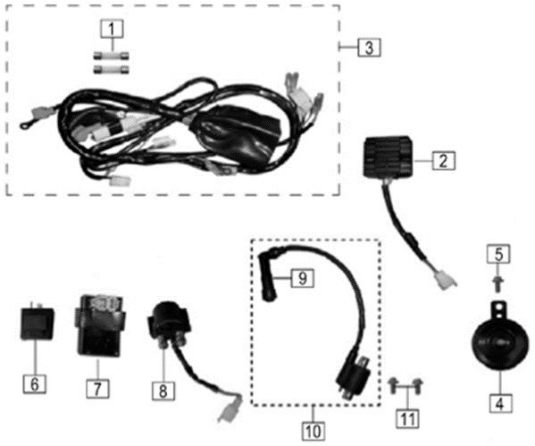


| | |
|---|---|
| FIG. Nº 34 PARTES ELÉCTRICAS | PAG. Nº 37 |

| | |
|---|---|
| FIG. Nº 35 SWICHE DE ENCENDIDO | PAG. Nº 38 |




| | |
|---|---|
| FIG. Nº 36 PUERTO USB | PAG. Nº 39 |

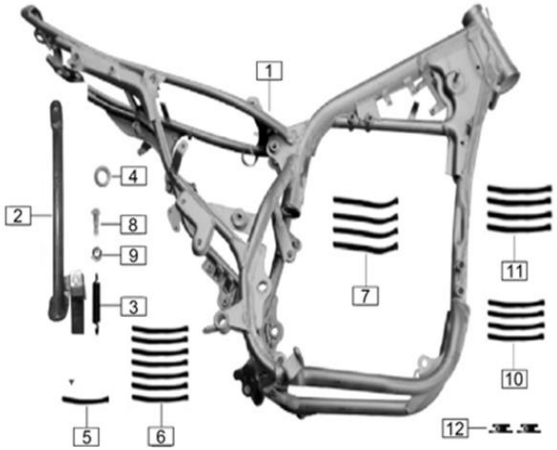


| | |
|---|---|
| FIG. Nº 37 COMPLEMENTOS CHASIS-GATO LATERAL | PAG. Nº 40 |




| | |
|---|---|
| FIG. Nº 38 SOPORTE MOTOR | PAG. Nº 41 |




| | |
|---|---|
| FIG. Nº 39 BRAZO OSCILANTE-MONOSHOCK | PAG. Nº 42 |

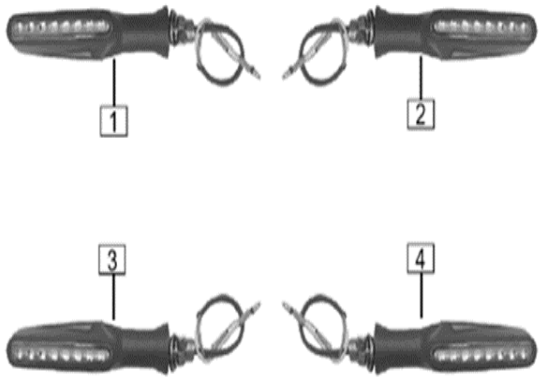


| | |
|---|---|
| FIG. Nº 40 DIRECCIONALES | PAG. Nº 43 |

| | |
|---|---|
| FIG. Nº 41 STOP TRASERO | PAG. Nº 44 |

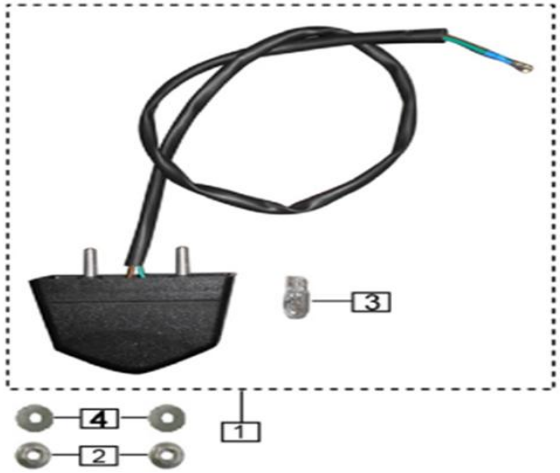


| | |
|---|---|
| FIG. Nº 42 LUZ PLACA | PAG. Nº 45 |

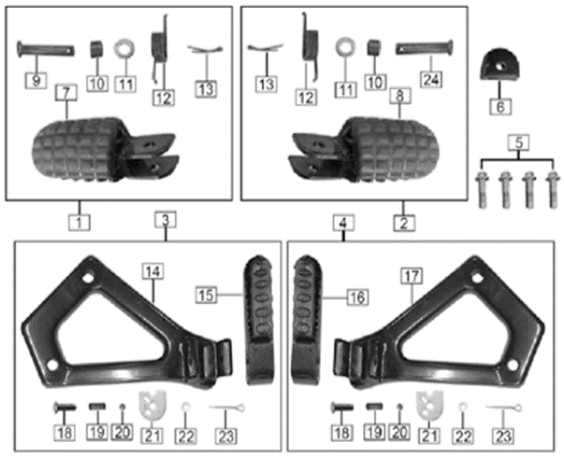


| | |
|---|---|
| FIG. Nº 43 REPOSAPIE CONDUCTOR-REPOSAPIE PASAJERO | PAG. Nº 46 |

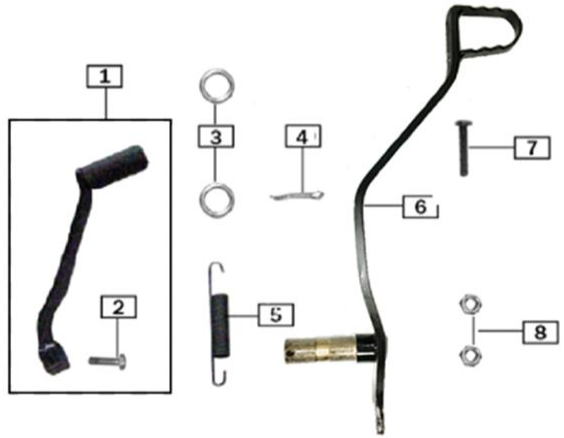


| | |
|---|---|
| FIG. Nº 44 PEDAL CAMBIOS-PEDAL FRENO | PAG. Nº 47 |

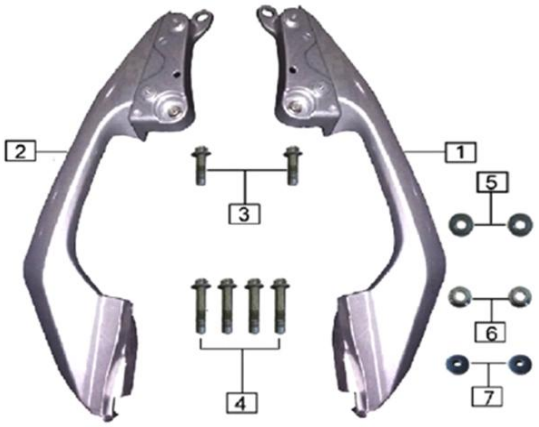


| | |
|---|---|
| FIG. Nº 45 AGARRADERA PASAJERO | PAG. Nº 48 |

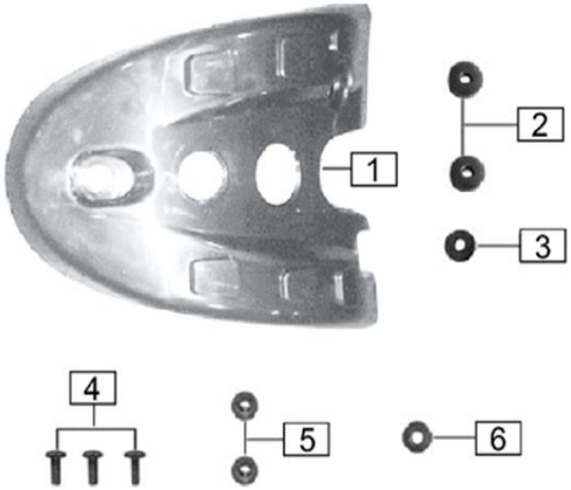


| | |
|---|---|
| FIG. Nº 46 PROTECTOR MOTOR | PAG. Nº 49 |

| | |
|---|---|
| FIG. Nº 47 CALCOMANÍAS | PAG. Nº 50 |

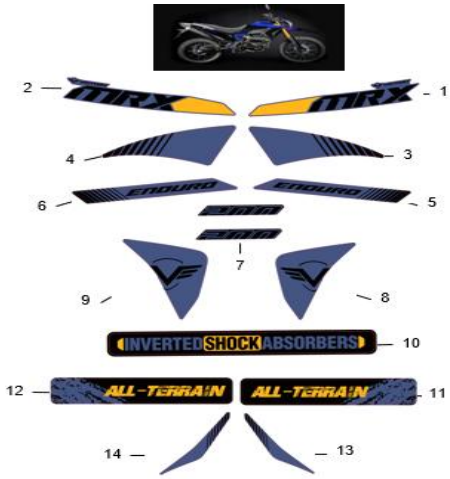


| | |
|---|---|
| FIG. Nº 48 CALCOMANÍAS MRX 200 NEGRO NEBULOSA/AZUL ANTARTIDA | PAG. Nº 51 |

| | | | | | |
|---|---|---|---|---|---|
| | | 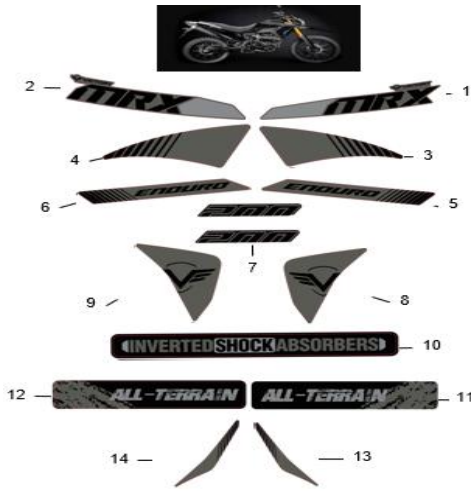  | | | |
| **FIG. Nº 49 CALCOMANÍAS MRX 200 NEGRO NEBULOSA/ROJO ESCARLATA** | **PAG. Nº 52** | **FIG. Nº 50 CALCOMANÍAS MRX 200 NEGRO MATE/GRIS PIEDRA** | **PAG. Nº 53** | **FIG. Nº 51: CALCOMANÍAS MRX 200 CAFÉ ARENA** | **PAG. Nº 54** |

**FIGURA N° 1: CULATA & CILINDRO**

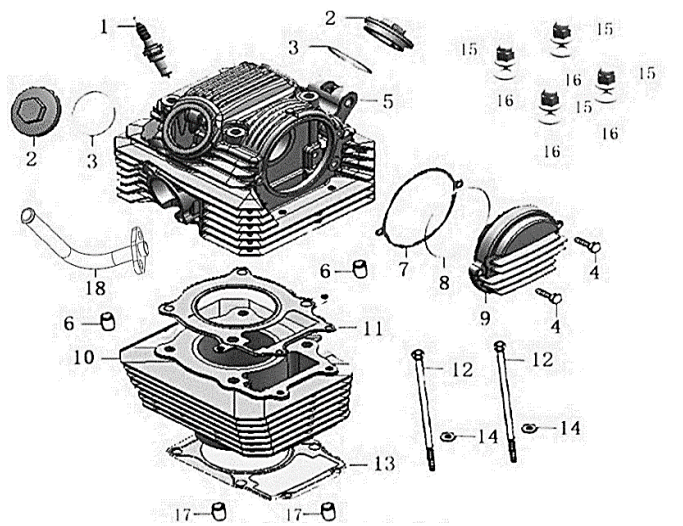


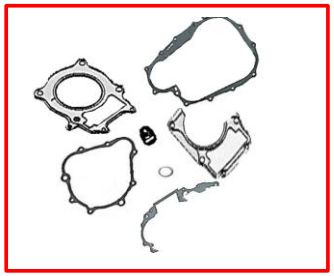

20

19

| FIG. No. | PARTE N° | DESCRIPCIÓN | CANT. | SAP | IMAGEN |
|---|---|---|---|---|---|
| 1 | 30030-CC00002-0001 | BUJIA | 1 | 11041608 | |
| 1A | DR8EA | BUJIA NGK DR8EA | 1 | 21007476 | |
| 2 | 100102870-0011 | TAPA VALVULAS | 2 | 11076734 | |
| 3 | 100107782 | O-RING D45X3 | 2 | 11076735 | |
| 4 | 100055588-0006 | TORNILLO 6X20 | 2 | 11042225 | |
| | | | | | |
| 5 | 100734892-0004 | CULATA | 1 | 11076736 | |
| 6 | 100031687 | PIN GUIA 10X20 | 2 | 11047748 | |
| 7 | 100152412 | EMPAQUE TAPA EJE LEVAS | 1 | 11076737 | Ver imagen |
| 8 | 100102710 | O-RING D80X2.65 | 1 | 11076738 | |
| 9 | 100102867-0011 | TAPA EJE DE LEVAS | 1 | 11076739 | |
| | | | | | |
| 10 | 100759629-0002 | CILINDRO | 1 | 11076740 | |
| 11 | 100155023 | EMPAQUE CULATA | 1 | 11076741 | Ver imagen |
| 12 | 100204670-0004 | TORNILLO M6X113 | 2 | 11076742 | |
| 13 | 100152411 | EMPAQUE CILINDRO | 1 | 11076743 | Ver imagen |
| 14 | 100125679-0002 | ARANDELA D6.2X1XD12 | 2 | 11076744 | |
| | | | | | |
| 15 | 100100508-0007 | TUERCA M8 | 4 | 11076745 | |
| 16 | 100106576 | ARANDELA 8.5X2X18 | 4 | 11047874 | |
| 17 | 100010557 | PIN GUIA 10X14 | 2 | 11047732 | |
| 18 | 100077713-0001 | TUBO RESPIRADERO MOTOR | 1 | 11076746 | |
| 19 | 21016852 | KIT CILINDRO | 1 | 21016852 | |
| | | | | | |
| 20 | 21016931 | KIT EMPAQUES | 1 | 21016931 | |

**FIGURA N° 2: EJE LEVAS-VALVULAS**

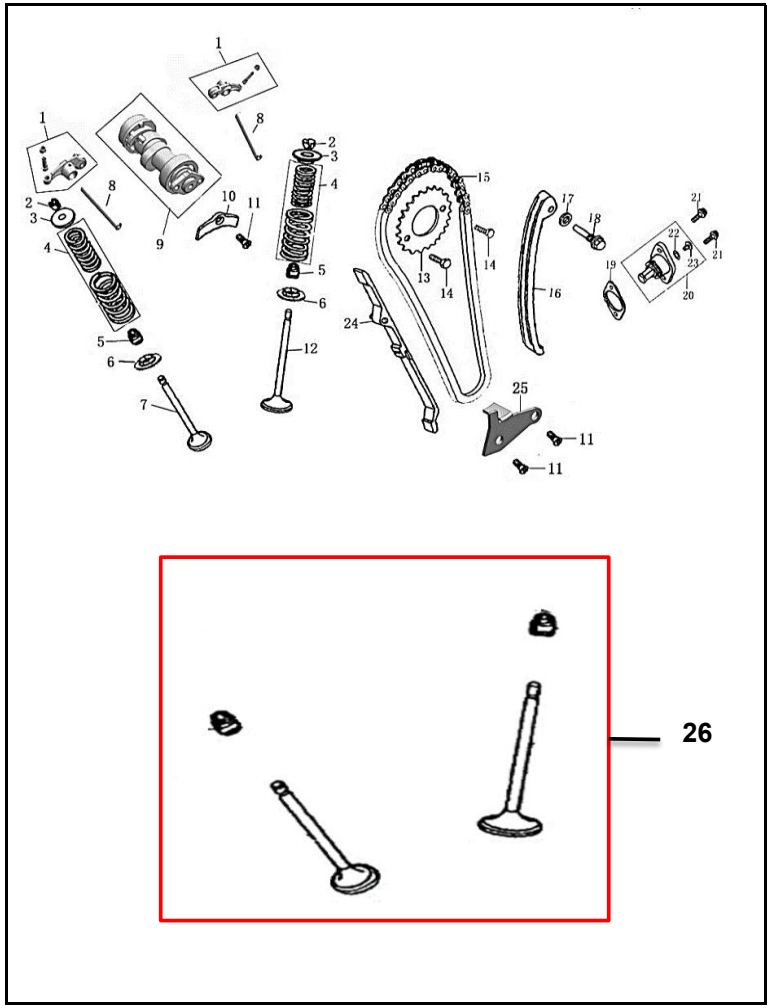


| FIG. No. | PARTE N° | DESCRIPCIÓN | CANT. | SAP |
|---|---|---|---|---|
| 1 | 14330-PB00001-0001 | BALANCIN | 2 | 11056195 |
| 2 | 100051841 | CUNA VALVULA | 4 | 11041593 |
| 3 | 100105311 | ARANDELA VALVULA | 2 | 11076748 |
| 4 | 100132108 | RESORTE VALVULA | 2 | 11076749 |
| 5 | 100105336 | RETEN VALVULA | 2 | 11041594 |
| | | | | |
| 6 | 100053432 | ARANDELA INF VALVULA | 2 | 11076750 |
| 7 | 100105283 | VALVULA ESCAPE | 1 | 11076751 |
| 8 | 100105152 | EJE BALANCIN | 2 | 11076752 |
| 9 | 100104967 | EJE DE LEVAS | 1 | 11076753 |
| 10 | 100102810 | PLATINA EJE DE LEVAS | 1 | 11076754 |
| | | | | |
| 11 | 100011173-0003 | TORNILLO M6X16 | 3 | 11076755 |
| 12 | 100105271 | VALVULA ADMISION | 1 | 11076756 |
| 13 | 100105063 | PIÑON EJE DE LEVAS | 1 | 11076757 |
| 14 | 100011171-0002 | TORNILLO 6X12 | 2 | 11042211 |
| 15 | 100105129 | CADENILLA 7X104 | 1 | 11076758 |
| | | | | |
| 16 | 100081747 | GUIA CADENILLA | 1 | 11076759 |
| 17 | 100106544 | ARANDELA D8X1.5XD14 | 1 | 11076760 |
| 18 | 100100363-0007 | TORNILLO | 1 | 11076761 |
| 19 | 100152400 | EMPAQUE TENSOR CADENILLA | 1 | 11076762 |
| 20 | 100108552-0003 | TENSOR CADENILLA | 1 | 11076763 |
| | | | | |
| 21 | 100010837-0002 | TORNILLO M6X16 | 2 | 11076764 |
| 22 | 100107848 | O-RING 9X1.8 | 1 | 11076765 |
| 23 | 100108598-0001 | TORNILLO M6X6 | 1 | 11076766 |
| 24 | 100105225 | GUIA CADENILLA | 1 | 11076767 |
| 25 | 100103276 | PLATINA CADENILLA | 1 | 11076768 |
| | | | | |
| 26 | 21016968 | KIT VALVULAS | 1 | 21016968 |

**FIGURA N° 3: CUBIERTA VOLANTE & CLUTCH (1/2)**

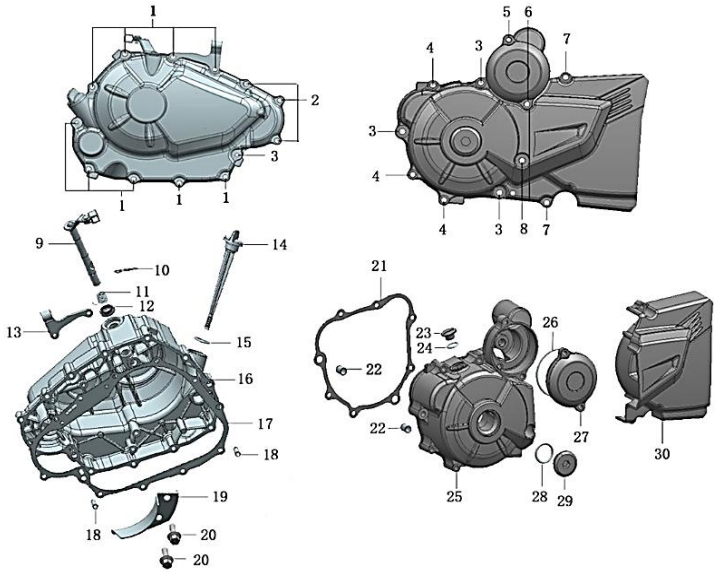


| FIG. No. | PARTE N° | DESCRIPCIÓN | CANT. | SAP | IMAGEN |
|---|---|---|---|---|---|
| 1 | 100011538-0003 | TORNILLO 6X40 | 9 | 11042220 | |
| 2 | 100055587-0006 | TORNILLO 6X28 | 3 | 11053516 | |
| 3 | 100011540-0007 | TORNILLO 6X50 | 4 | 11047747 | |
| 4 | 100011538-0003 | TORNILLO 6X40 | 3 | 11042220 | |
| 5 | 100055588-0006 | TORNILLO 6X20 | 1 | 11042225 | |
| | | | | | |
| 6 | 100031959-0007 | TORNILLO 6X70 | 1 | 11076769 | |
| 7 | 100055587-0006 | TORNILLO 6X28 | 2 | 11053516 | |
| 8 | 100011543-0001 | TORNILLO 6X65 | 1 | 11053501 | |
| 9 | 100203159-0001 | LEVA ACCIONAMIENTO CLUTCH | 1 | 11076770 | Ver imagen |
| 10 | 100100636-0001 | PIN DE SEGURIDAD | 1 | 11042232 | |
| | | | | | |
| 11 | 100103443 | RESORTE EJE INTERNO CUBIERTA CLUTCH | 1 | 11042095 | |
| 12 | 100104756 | RETEN 12X22X5 | 1 | 11041610 | |
| 13 | 100088157-0001 | PLATINA CABLE CLUTCH | 1 | 11076771 | |
| 14 | 100104878 | TAPON LLENADO DE ACEITE | 1 | 11076772 | |
| 15 | 100031573 | ANILLO RETENEDOR 18X3 | 1 | 11042036 | |
| | | | | | |
| 16 | 100133669-0122 | TAPA CARCASA DERECHA - CLUTCH | 1 | 11076773 | |
| 17 | 100152404 | EMPAQUE CUBIERTA CLUTCH | 1 | 11076774 | |
| 18 | 100100868 | PIN GUIA 8X14X6.3 | 2 | 11042071 | |
| 19 | 100053696 | CUBIERTA INTERNA | 1 | 11076775 | |
| 20 | 100055591-0006 | TORNILLO 6X12 | 2 | 11042227 | |
| | | | | | |
| 21 | 100152403 | EMPAQUE CUBIERTA VOLANTE | 1 | 11076776 | |
| 22 | 100010557 | PIN GUIA 10X14 | 2 | 11047732 | |
| 23 | 100103059-0064 | TAPON | 1 | 11076777 | |
| 24 | 100138362 | ANILLO RETENEDOR 13.2X2.65 | 1 | 11042159 | |
| 25 | 100052682-0124 | CUBIERTA VOLANTE | 1 | 11076778 | |
| | | | | | |
| | | | | | |

**FIGURA N° 3: CUBIERTA VOLANTE & CLUTCH (2/2)**

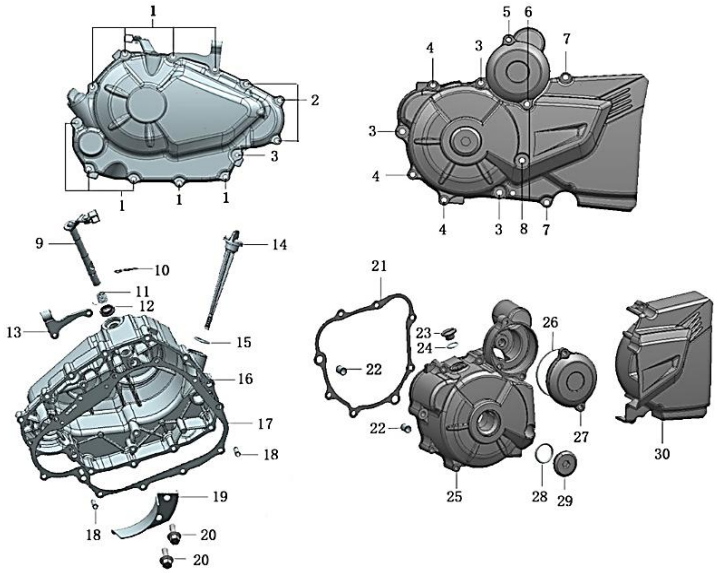


| FIG. No. | PARTE N° | DESCRIPCIÓN | CANT. | SAP |
|---|---|---|---|---|
| 26 | 100107810 | O-RING D62X3 | 1 | 11076779 |
| 27 | 100052686-0017 | CUBIERTA PIÑON ARRANQUE | 1 | 11076780 |
| 28 | 100107767 | O-RING D35X3 | 1 | 11076781 |
| 29 | 100714385-0016 | TAPON CUBIERTA VOLANTE | 1 | 11076782 |
| 30 | 100751925-0002 | CUBIERTA EJE DE SALIDA | 1 | 11076783 |

**FIGURA N° 4: SISTEMA DE CLUTCH**

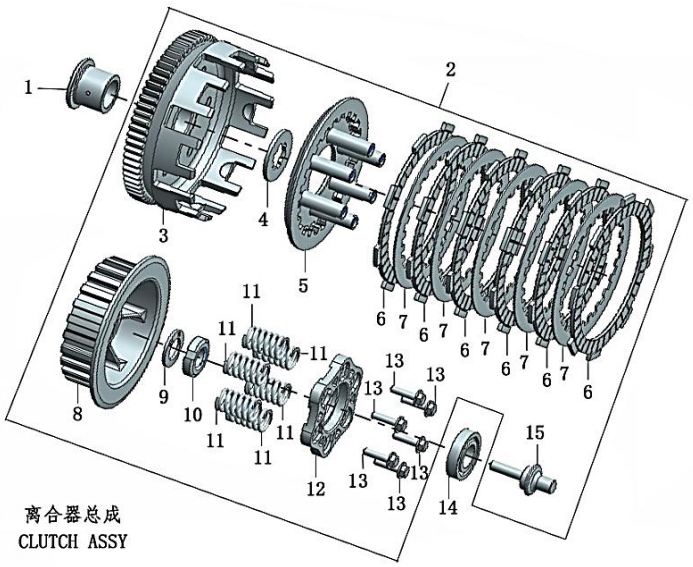


| FIG. No. | PARTE N° | DESCRIPCIÓN | CANT. | SAP | IMAGEN |
|---|---|---|---|---|---|
| 1 | 100081730 | BUJE CLUTCH | 1 | 11076784 | |
| 2 | 100081724 | CORONA CLUTCH COMPLETA | 1 | 11086390 | |
| 3 | 100081728 | CORONA CLUTCH | 1 | 11076786 | |
| 4 | 100103341 | ARANDELA CLUTCH | 1 | 11041614 | |
| 5 | 100050125 | PORTA RESORTES CLUTCH | 1 | 11076787 | |
| | | | | | |
| 6 | 100203044 | DISCO CLUTCH | 6 | 11042178 | Ver imagen |
| 7 | 100103422 | SEPARADOR CLUTCH | 5 | 11076789 | Ver imagen |
| 8 | 100202923 | PRENSA CLUTCH | 1 | 11076790 | |
| 9 | 100103345 | ARANDELA 16.5X2X27 | 1 | 11047807 | |
| 10 | 100100523 | TUERCA | 1 | 11047780 | |
| | | | | | |
| 11 | 100202978 | RESORTE CLUTCH | 6 | 11076791 | |
| 12 | 100103373 | PLACA PORTA RESRTES CLUTCH | 1 | 11076792 | |
| 13 | 100100429-0003 | TORNILLO M5X20 | 6 | 11076793 | |
| 14 | 100010690 | RODAMIENTO BOLAS | 1 | 11047735 | |
| 15 | 100081727 | EMPUJADOR CLUTCH | 1 | 11076794 | |

**FIGURA N° 5: FILTRO CENTRIFUGO & BOMBA DE ACEITE**

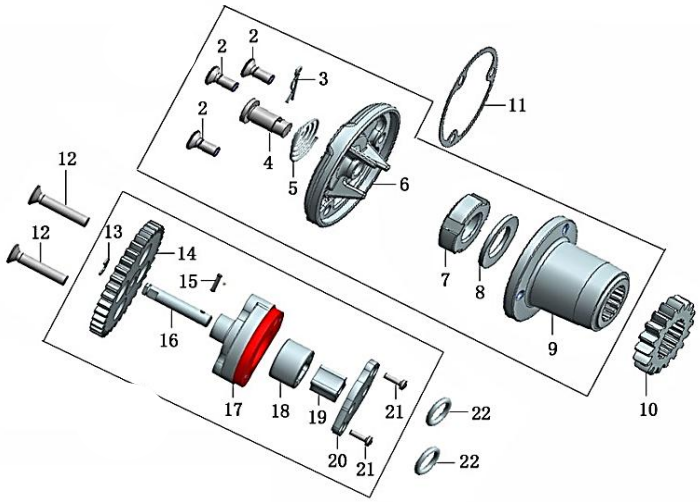


| FIG. No. | PARTE N° | DESCRIPCIÓN | CANT. | SAP | IMAGEN |
|---|---|---|---|---|---|
| 2 | 100010978-0001 | TORNILLO 5X12 | 3 | 11042209 | |
| 3 | 100104850 | PIN SEGURIDAD | 1 | 11042128 | |
| 4 | 100104843 | CONDUCTO FILTRO CENTRIFUGO ACEITE | 1 | 11047834 | |
| 5 | 100104844 | RESORTE FILTRO CENTRIFUGO ACEITE | 1 | 11042126 | |
| 6 | 100067394 | TAPA FILTRO CENTRIFUGO | 1 | 11076795 | |
| | | | | | |
| 7 | 100100523 | TUERCA | 1 | 11047780 | |
| 8 | 100103345 | ARANDELA 16.5X2X27 | 1 | 11047807 | |
| 9 | 100104846 | FILTRO CENTRIFUGO | 1 | 11076796 | |
| 10 | 100100092 | PIÑON CONDUCTOR BOMBA ACEITE | 1 | 11076797 | |
| 11 | 100208726 | EMPAQUE FILTRO CENTRIFUGO | 1 | 11076798 | Ver imagen |
| | | | | | |
| 12 | 100123472-0002 | TORNILLO 6X32 | 2 | 11047883 | |
| 13 | 100011110 | PIN DE SEGURIDAD BOMBA ACEITE | 1 | 11076799 | |
| 14 | 100081734 | PIÑON BOMBA DE ACEITE | 1 | 11076800 | |
| 15 | 100032878 | PASADOR D2.5X10 | 1 | 11076801 | |
| 16 | 100081739 | EJE BOMBA ACEITE | 1 | 11076802 | |
| | | | | | |
| 17 | 100081736 | CUERPO BOMBA ACEITE | 1 | 11076803 | |
| 18 | 100081737 | ROTOR EXTERIOR BOMBA ACEITE | 1 | 11076804 | |
| 19 | 100081738 | ROTOR INTERIOR BOMBA ACEITE | 1 | 11076805 | |
| 20 | 100057559 | TAPA BOMBA ACEITE | 1 | 11076806 | |
| 21 | 100031811-0003 | TORNILLO M3X10 | 2 | 11076807 | |
| | | | | | |
| 22 | 100107844 | O-RING D9.4X2.4 | 2 | 11076808 | |

**FIGURA N° 6: CARCASAS MOTOR (1/2)**

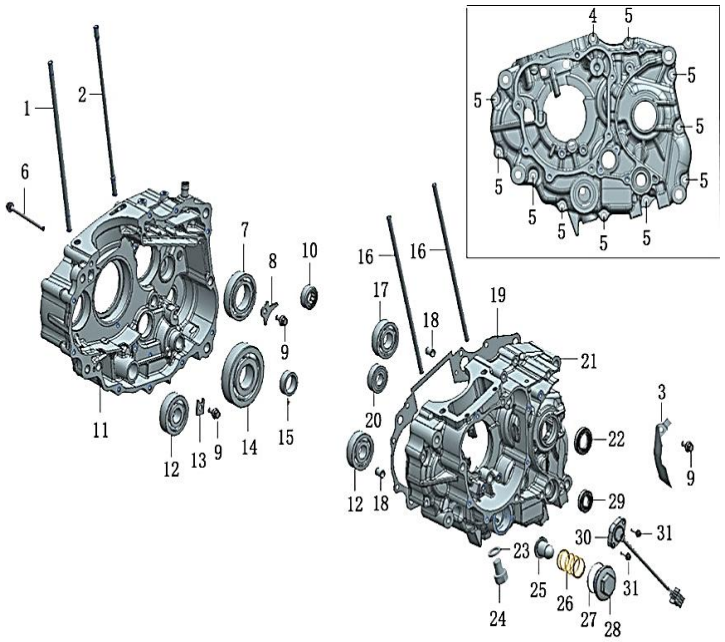


| FIG. No. | PARTE N° | DESCRIPCIÓN | CANT. | SAP | IMAGEN |
|---|---|---|---|---|---|
| 1 | 100100256 | ESPARRAGO A | 1 | 11076809 | |
| 2 | 100204636 | ESPARRAGO A | 1 | 11076810 | |
| 3 | 100140709 | PLATINA EJE SALIDA | 1 | 11076811 | |
| 4 | 100033088-0005 | PERNO M6X85 | 1 | 11076812 | |
| 5 | 100011540-0007 | TORNILLO 6X50 | 10 | 11047747 | |
| | | | | | |
| 6 | 100011543-0001 | TORNILLO 6X65 | 1 | 11053501 | |
| 7 | 100101185 | RODAMIENTO 6006X2 | 1 | 11076813 | |
| 8 | 100205818 | PLATINA RODAMIENTO | 1 | 11076814 | |
| 9 | 100055591-0006 | TORNILLO 6X12 | 3 | 11042227 | |
| 10 | 100059484 | RODAMIENTO DE AGUJA NK15X27X12 | 1 | 11076815 | |
| | | | | | |
| 11 | 100081756-0003 | CARCASA MOTOR DERECHA | 1 | 11076816 | |
| 12 | 100054649 | RODAMIENTO 6303_C3 | 2 | 11076817 | |
| 13 | 100053701 | PLATINA | 1 | 11076818 | |
| 14 | 100066540 | RODAMIENTO TM63/28X1E2/P5 | 1 | 11076819 | |
| 15 | 100101062 | RODAMIENTO AGUJAS HK212810 | 1 | 11047787 | |
| | | | | | |
| 16 | 100100311 | ESPARRAGO B | 2 | 11076820 | |
| 17 | 100100951 | RODAMIENTO 6204_C3 | 1 | 11076821 | |
| 18 | 100010557 | PIN GUIA 10X14 | 2 | 11047732 | |
| 19 | 100152406 | EMPAQUE CENTRO MOTOR | 1 | 11076822 | Ver imagen |
| 20 | 100054647 | RODAMIENTO TM6202Z_C3 | 1 | 11076823 | |
| | | | | | |
| 21 | 100081755-0003 | CARCASA MOTOR IZQUIERDA | 1 | 11076824 | |
| 22 | 100104702 | RETEN 20X34X7 | 1 | 11042255 | |
| 23 | 100106548 | ARANDELA 12.1X2X20 | 1 | 11042150 | |
| 24 | 100100331-0006 | TAPON DRENAJE ACEITE | 1 | 11042228 | |
| 25 | 100104943 | CEDAZO FILTRO ACEITE | 1 | 11047837 | |
| | | | | | |
| | | | | | |

**FIGURA N° 6: CARCASAS MOTOR (2/2)**

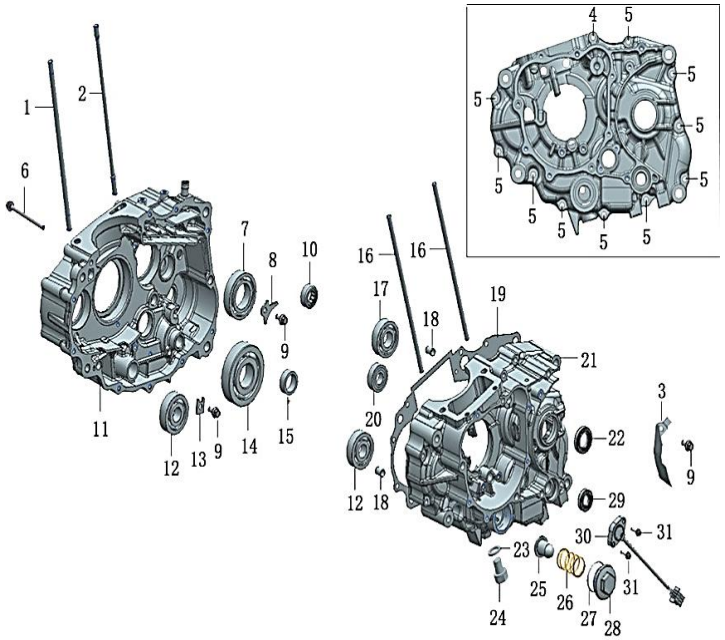


| FIG. No. | PARTE N° | DESCRIPCIÓN | CANT. | SAP |
|---|---|---|---|---|
| 26 | 100104866 | RESORTE TAPON CEDAZO FILTRO ACEITE | 1 | 11047836 |
| 27 | 100107715 | O-RING D22.5X3.55 | 1 | 11076825 |
| 28 | 100102871-0002 | TAPON CEDAZO FILTRO ACEITE | 1 | 11047798 |
| 29 | 100104652 | RETEN 14X28X7 | 1 | 11041623 |
| 30 | 100715366-0001 | SENSOR DE CAMBIOS | 1 | 11076826 |
| | | | | |
| 31 | 100100472 | TONILLO SENSOR CAMBIOS | 2 | 11076827 |

**FIGURA N° 7: CIGÜEÑAL & PISTÓN**

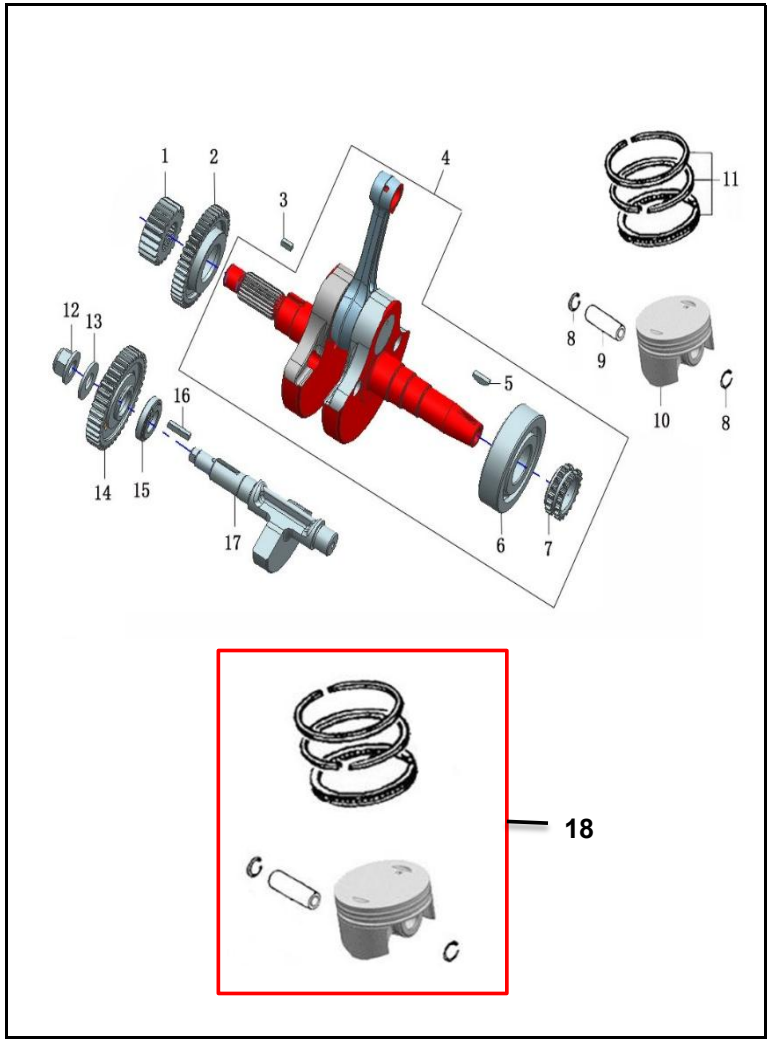


| FIG. No. | PARTE N° | DESCRIPCIÓN | CANT. | SAP | IMAGEN |
|---|---|---|---|---|---|
| 1 | 100081723 | EJE PRIMARIO | 1 | 11076828 | |
| 2 | 100145594 | PIÑON BALANCEADOR - CIGÜEÑAL | 1 | 11076829 | |
| 3 | 100100670 | CUÑA CIGÜEÑAL | 1 | 11076830 | |
| 4 | 100081714 | CIGÜEÑAL | 1 | 11076831 | |
| 5 | 100100644 | CUÑA CIGÜEÑAL | 1 | 11076832 | |
| | | | | | |
| 6 | 100066540 | RODAMIENTO TM63/28X1E2/P5 | 1 | 11076819 | |
| 7 | 100101986 | RUEDA DENTADA CADENILLA | 1 | 11076833 | |
| 8 | 100100590 | SET PIN PISTON X 2 UNIDADES | 1 | 11076834 | |
| 9 | 100101541 | PASADOR PISTON | 1 | 11076835 | |
| 10 | 100155024 | PISTON | 1 | 11076836 | |
| | | | | | |
| 11 | 100746282 | ANILLOS PISTON | 1 | 11076837 | Ver imagen |
| 12 | 100204699 | TUERCA BALANCEADOR | 1 | 11076838 | |
| 13 | 100106399 | ARANDELA D12.2X2XD27 | 1 | 11076839 | |
| 14 | 100777915 | PIÑON BALANCEADOR | 1 | 11086109 | |
| 15 | 100081718 | BUJE | 1 | 11076841 | |
| | | | | | |
| 16 | 100068412 | CUÑA BALANCEADOR | 1 | 11076842 | |
| 17 | 100081716 | BALANCEADOR | 1 | 11076843 | |
| 18 | 21016960 | KIT PISTON | 1 | 21016960 | |

**FIGURA N° 8: TRANSMISIÓN (1/2)**

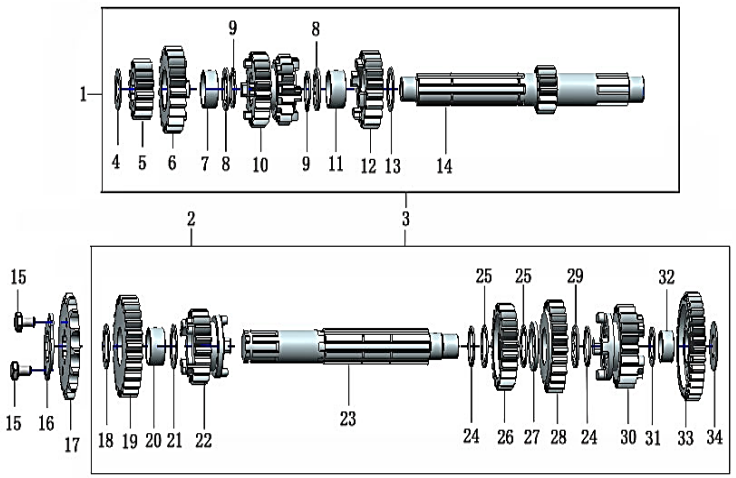


| FIG. No. | PARTE N° | DESCRIPCIÓN | CANT. | SAP |
|---|---|---|---|---|
| 1 | 100081816 | TRANSMISIÓN DEL EJE PRINCIPAL | 1 | 11080093 |
| 2 | 100147278 | TRANSMISIÓN DEL EJE DE ACOPLAMIENTO | 1 | 11080094 |
| 3 | 100148700 | CONTRAEJE PRINCIPAL DE LA TRANSMISIÓN | 1 | 11080095 |
| 4 | 100106510 | ARANDELA 15.2X1X25 | 1 | 11047870 |
| 5 | 100102580 | PIÑON 2DA EJE CLUTCH | 1 | 11077095 |
| | | | | |
| 6 | 100102582 | PIÑON 6TA EJE CLUTCH | 1 | 11077096 |
| 7 | 100102564 | BUJE PIÑON 6TA EJE CLUTCH | 1 | 11077097 |
| 8 | 100103647 | ARANDELA 17.3X1.6X26 | 2 | 11047815 |
| 9 | 100103658 | PIN DE SEGURIDAD | 2 | 11077098 |
| 10 | 100102583 | PIÑON 3RA EJE CLUTCH | 1 | 11077099 |
| | | | | |
| 11 | 100102563 | BUJE PIÑON 5TA EJE CLUTCH | 1 | 11077100 |
| 12 | 100102581 | PIÑON 5TA EJE CLUTCH | 1 | 11077101 |
| 13 | 100106470 | ARANDELA D20.2X1XD27 | 1 | 11077102 |
| 14 | 100081746 | EJE DE CLUTCH | 1 | 11077103 |
| 15 | 100010835-0001 | TORNILLO M6X10 | 2 | 11077104 |
| | | | | |
| 16 | 100103850 | PLATINA PINON SALIDA | 1 | 11042117 |
| 17 | 100103810 | PIÑON DE SALIDA 428-14T | 1 | 11077105 |
| 18 | 100106511 | ARANDELA 15.2X1X30 | 1 | 11047871 |
| 19 | 100102595 | PIÑON 2DA EJE SALIDA | 1 | 11077106 |
| 20 | 100301853 | BUJE PIÑON 2DA EJE SALIDA | 1 | 11077107 |
| | | | | |
| 21 | 100106511 | ARANDELA 15.2X1X30 | 1 | 11047871 |
| 22 | 100102599 | PIÑON 6TA EJE SALIDA | 1 | 11077108 |
| 23 | 100147277 | EJE DE SALIDA | 1 | 11077109 |
| 24 | 100100632 | PIN DE SEGURIDAD CAJA | 1 | 11077110 |
| 25 | 100106032 | ARANDELA EJE SALIDA | 2 | 11077111 |
| | | | | |
| | | | | |

**FIGURA N° 8: TRANSMISIÓN (2/2)**

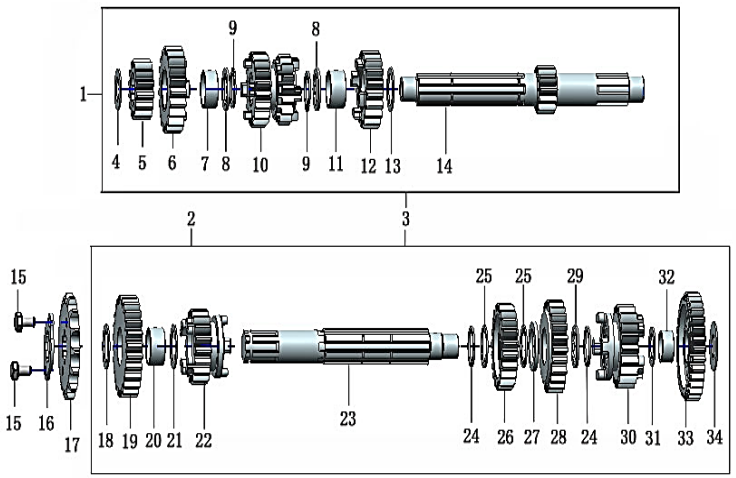


| FIG. No. | PARTE N° | DESCRIPCIÓN | CANT. | SAP |
|---|---|---|---|---|
| 26 | 100102597 | PIÑON 4TA EJE SALIDA | 1 | 11077112 |
| 27 | 100106034 | ARANDELA | 1 | 11077113 |
| 28 | 100102596 | PIÑON 3RA EJE SALIDA | 1 | 11077114 |
| 29 | 100106033 | ARANDELA | 1 | 11077115 |
| 30 | 100102598 | PIÑON 5TA EJE SALIDA | 1 | 11077116 |
| | | | | |
| 31 | 100106435 | ARANDELA D16.5X1XD24 | 1 | 11077117 |
| 32 | 100301852 | BUJE PIÑON 1RA EJE SALIDA | 1 | 11077118 |
| 33 | 100102594 | PIÑON 1RA EJE SALIDA | 1 | 11077119 |
| 34 | 100106460 | ARANDELA 20X1X27 | 1 | 11047869 |

## FIGURA N° 9: SELECTOR DE CAMBIOS

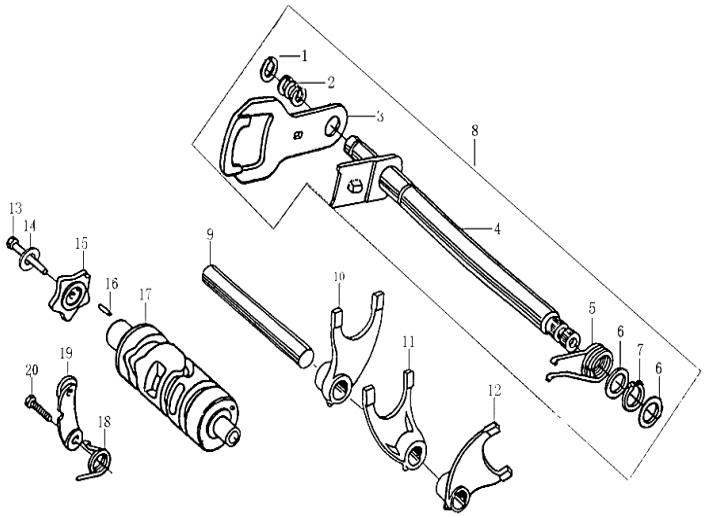


| FIG. No. | PARTE N° | DESCRIPCIÓN | CANT. | SAP | IMAGEN |
|---|---|---|---|---|---|
| 1 | 100011095 | PIN DE SEGURIDAD | 1 | 11047740 | |
| 2 | 100103978 | RESORTE EJE CAMBIOS | 1 | 11047828 | |
| 3 | 100103999 | PLATINA EJE DE CAMBIOS | 1 | 11076844 | |
| 4 | 100120242-0002 | EJE DE CAMBIOS | 1 | 11076845 | |
| 5 | 100103971 | RESORTE RETORNO | 1 | 11076846 | |
| | | | | | |
| 6 | 100106402 | ARANDELA 14X0.5X20 | 2 | 11047864 | |
| 7 | 100011096 | PIN DE SEGURIDAD | 1 | 11042032 | |
| 8 | 100131436-0001 | PALANCA DE CAMBIOS COMPLETA | 1 | 11076847 | |
| 9 | 100103914 | EJE HORQUILLA CAMBIOS | 1 | 11047826 | Ver imagen |
| 10 | 100081742 | HORQUILLA DE CAMBIOS DERECHA | 1 | 11076848 | |
| | | | | | |
| 11 | 100081740 | HORQUILLA DE CAMBIOS CENTRAL | 1 | 11076849 | |
| 12 | 100081813 | HORQUILLA DE CAMBIOS IZQUIERDA | 1 | 11076850 | |
| 13 | 100033035-0003 | TORNILLO M6X22 | 1 | 11076851 | |
| 14 | 100010886-0005 | ARANDELA 6 MM. | 1 | 11047736 | |
| 15 | 100082850 | ESTRELLA DE CAMBIOS | 1 | 11076852 | |
| | | | | | |
| 16 | 100032886 | PIN 4X10 | 2 | 11047751 | |
| 17 | 100081732 | TAMBOR SELECTOR CAMBIOS | 1 | 11076853 | |
| 18 | 100203938 | RESOTRE LEVA CAMBIOS | 1 | 11076854 | |
| 19 | 100203965 | LEVA DE CAMBIOS | 1 | 11076855 | Ver imagen |
| 20 | 100011174-0004 | TORNILLO 6X20 | 1 | 11042212 | |
| | | | | | |
| | | | | | |
| | | | | | |
| | | | | | |
| | | | | | |
| | | | | | |
| | | | | | |
| | | | | | |

**FIGURA N° 10: VOLANTE & PLATO DE BOBINAS**

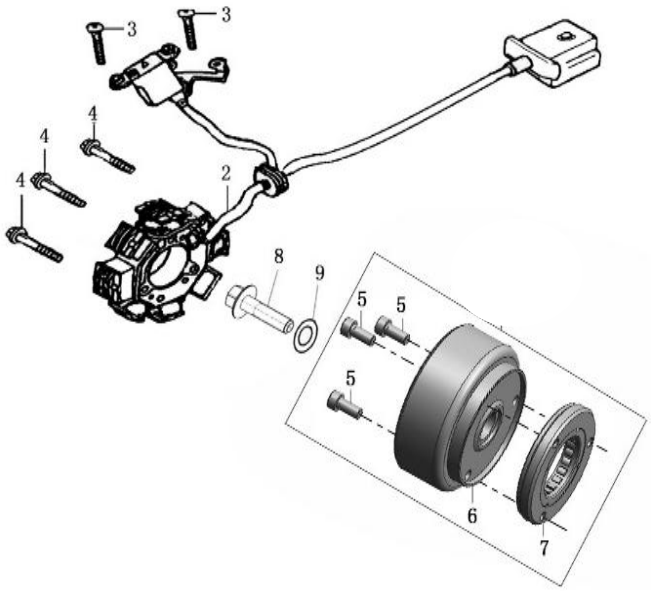


| FIG. No. | PARTE N° | DESCRIPCIÓN | CANT. | SAP |
|---|---|---|---|---|
| 2 | 100056052-0001 | PLATO DE BOBINAS | 1 | 11076856 |
| 3 | 100011169-0004 | TORNILLO 5X16 | 2 | 11047741 |
| 4 | 100011170-0003 | TORNILLO 5X25 | 3 | 11042210 |
| 5 | 100100499-0001 | TORNILLO 8X18 | 3 | 11047779 |
| 6 | 100056510 | VOLANTE | 1 | 11076857 |
| | | | | |
| 7 | 100103204 | CLUTCH DE UNA VIA | 1 | 11047804 |
| 8 | 100050578 | TORNILLO 10X36 | 1 | 11047753 |
| 9 | 100053900 | ARANDELA 10.5X2.5X24 | 1 | 11053401 |

**FIGURA N° 11: MOTOR DE ARRANQUE**

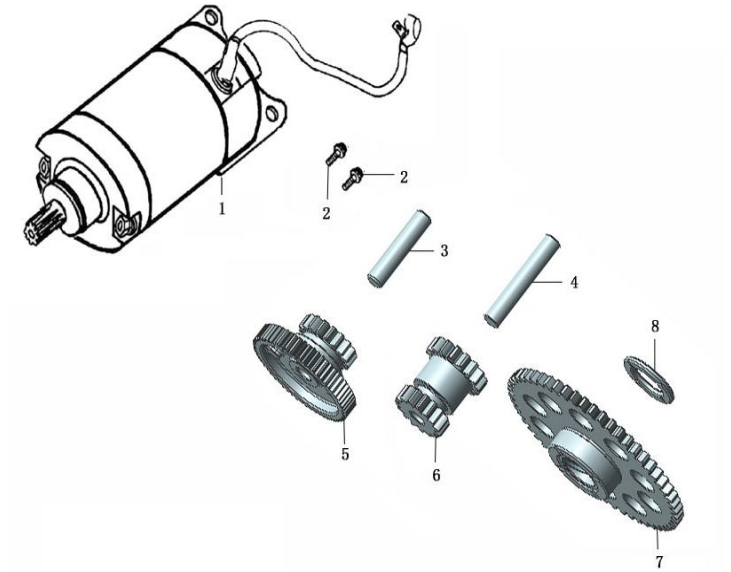


| FIG. No. | PARTE N° | DESCRIPCIÓN | CANT. | SAP |
|---|---|---|---|---|
| 1 | 100081750-0045 | ARRANQUE ELECTRICO | 1 | 11076858 |
| 2 | 100011269-0003 | TORNILLO 6X28 | 2 | 11047744 |
| 3 | 100103228 | EJE REDUCTOR ARRANQUE | 1 | 11076859 |
| 4 | 100054756 | EJE REDUCTOR | 1 | 11076860 |
| 5 | 100054759 | PIÑON REDUCTOR ARRANQUE | 1 | 11076861 |
| | | | | |
| 6 | 100054757 | PIÑON REDUCTOR | 1 | 11076862 |
| 7 | 100054752 | PIÑON BENDIX | 1 | 11076863 |
| 8 | 100050417 | ARANDELA D22X2.5XD34 | 1 | 11076864 |

**FIGURA N° 12: CAJA FILTRO DE AIRE**




| FIG. No. | PARTE N° | DESCRIPCIÓN | CANT. | SAP |
|---|---|---|---|---|
| 1 | 16100-J0S8-010001 | CAJA FILTRO DE AIRE | 1 | 11077338 |
| 2 | 16101-I853-C00001 | FILTRO AIRE | 1 | 11001281 |
| 3 | 91206-1060-02001X | TUERCA DE AJUSTE M6 | 1 | 11041985 |

**FIGURA N° 13: CARBURADOR**

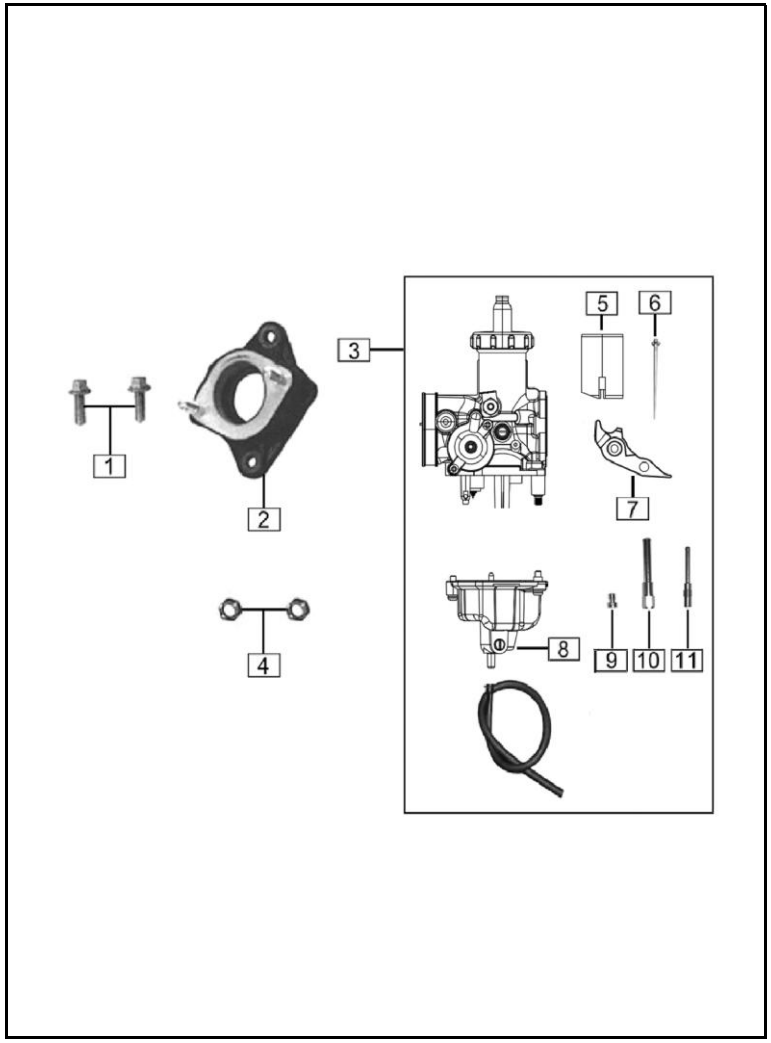


| FIG. No. | PARTE N° | DESCRIPCIÓN | CANT. | SAP |
|---|---|---|---|---|
| 1 | B166740106002071X | TORNILLO 6X20 | 2 | 11035600 |
| 2 | 15800-I853-C700 | MULTIPLE ADMISION | 1 | 11077354 |
| 3 | 17100-0000-400044 | CARBURADOR | 1 | 11083738 |
| 4 | B061770106000061X | TUERCA M6 | 2 | 11039313 |
| 5 | 17160-L784-000000 | CORTINA CARBURADOR | 1 | 11080097 |
| | | | | |
| 6 | 17156-L784-000000 | AGUJA CORTINA CARBURADOR | 1 | 11080098 |
| 7 | 17159-L784-000000 | CHOKE MANUAL | 1 | 11080099 |
| 8 | 17140-L784-000000 | TAZA CARBURADOR | 1 | 11080100 |
| 9 | 17118-L784-000001 | BOQUEREL ALTA | 1 | 11080101 |
| 10 | 171A3-L784-000000 | BOQUEREL BAJA | 1 | 11080102 |
| | | | | |
| 11 | 171C1-L784-000000 | DIFUSOR | 1 | 11080103 |

**FIGURA N° 14: SOPORTE BATERIA-CAJA HERRAMIENTAS**

| FIG. No. | PARTE N° | DESCRIPCIÓN | CANT. | SAP |
|---|---|---|---|---|
| 1 | 06000-I126-C100 | ESTUCHE HERRAMIENTAS | 1 | 11039338 |
| 2 | B166740106001271X | TORNILLO 6X12 | 1 | 11035653 |
| 3 | B0009601060000K1X | ARANDELA 6 MM. | 4 | 11035613 |
| 4 | B166740106002071X | TORNILLO 6X20 | 1 | 11035600 |
| 5 | 63710-I853-C200 | CAJA HERRAMIENTAS | 1 | 11042319 |
| | | | | |
| 6 | 83220-I853-C20065 | CAJA BATERIA | 1 | 11022221 |
| 7 | 83210-M567-0100 | BANDA BATERIA | 1 | 11042333 |
| 8 | B166740106001671X | TORNILLO 6X16 | 2 | 11039312 |

**FIGURA N° 15: MOFLE**

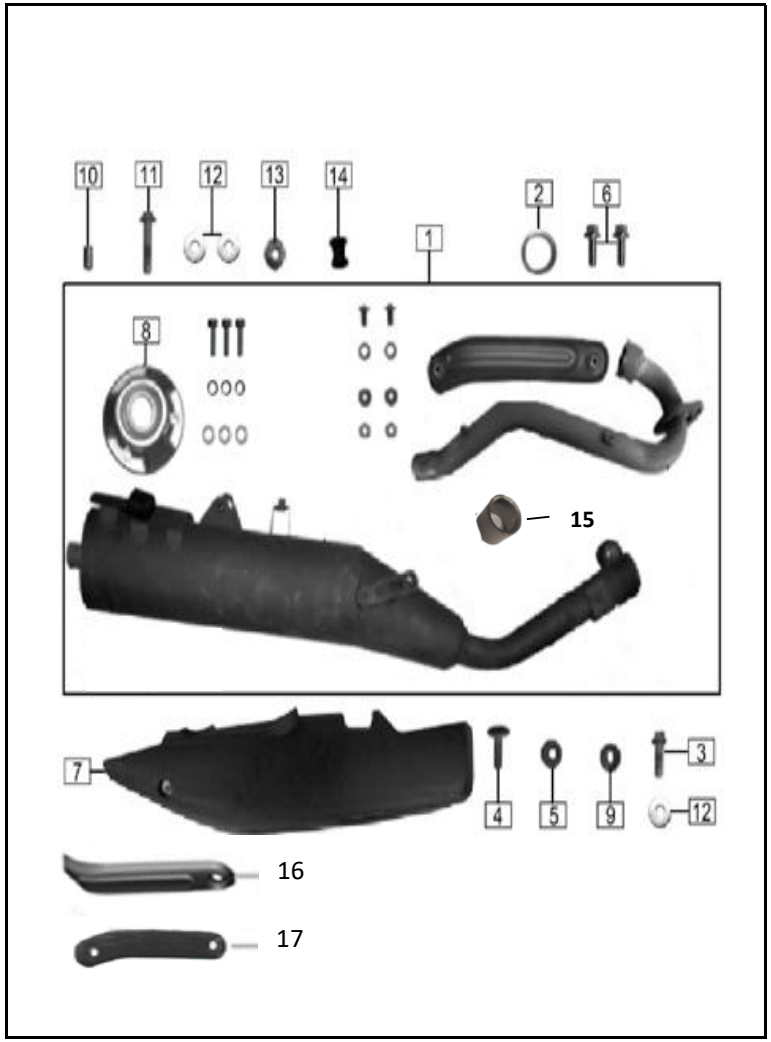


| FIG. No. | PARTE N° | DESCRIPCIÓN | CANT. | SAP |
|---|---|---|---|---|
| 1 | 18000-J1L6-040001 | MOFLE COMPLETO | 1 | 11077353 |
| 2 | 18030-I111-0000 | EMPAQUE MOFLE | 1 | 11000748 |
| 3 | B057890008002571X | TORNILLO 8X25 | 1 | 11039194 |
| 4 | 9A113-1060-01671X | TORNILLO 6X16 | 1 | 11042000 |
| 5 | 6222D-0000-1200 | ANTIVIBRANTE | 3 | 11039109 |
| | | | | |
| 6 | B166740108003071X | TORNILLO 6X17 | 2 | 11042023 |
| 7 | 18040-J1L6-C0000P | CUBIERTA SILLIN DERECHA | 1 | 11041517 |
| 8 | 18008-J1L6-000001 | TAPA SILENCIADOR | 1 | 11042269 |
| 9 | 91302-9060-18081X | ARANDELA 6 MM. | 1 | 11035492 |
| 10 | 91304-0085-12271X | BUJE 8.5X12X27 | 1 | 11041995 |
| | | | | |
| 11 | B0578900080045T1X | TORNILLO 8X45 | 1 | 11042017 |
| 12 | B0009601080000K1X | ARANDELA 8 MM | 3 | 11042006 |
| 13 | B061870108000061X | TUERCA M8 | 1 | 11039211 |
| 14 | 42154-I853-0000 | GUARDAPOLVO | 1 | 11025108 |
| 15 | 18238-L0M1-000000 | EMPAQUE SILENCIADOR A TUBO ESCAPE | 1 | 11078962 |
| | | | | |
| 16 | 18040-J1L6-000001 | PROTECTOR TUBO ESCAPE PLASTICA | 1 | 11052891 |
| 17 | 18041-L784-010001 | AISLANTE TERMICO | 1 | 11086783 |
| | | | | |
| | | | | |
| | | | | |
| | | | | |
| | | | | |
| | | | | |
| | | | | |
| | | | | |
| | | | | |
| | | | | |
| | | | | |

**FIGURA N° 16: BOMBA AIRE**

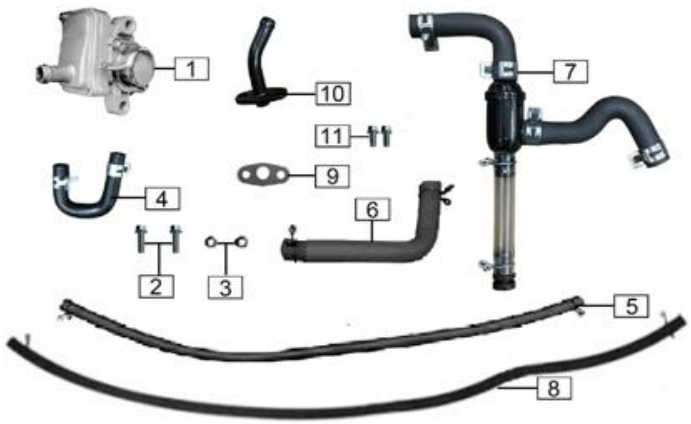


| FIG. No. | PARTE N° | DESCRIPCIÓN | CANT. | SAP |
|---|---|---|---|---|
| 1 | 18090-I398-0000 | VALVULA DE GASES | 1 | 22000807 |
| 2 | B166740106002071X | TORNILLO 6X20 | 2 | 11035600 |
| 3 | B061770106000061X | TUERCA M6 | 2 | 11039313 |
| 4 | 18092-0000-A032 | MANGUERA VALVULA SAI | 1 | 11077350 |
| 5 | 613140400ZGT0000X | MANGUERA VALVULA AIRE | 1 | 11042310 |
| | | | | |
| 6 | 16156-0000-2000 | MANGUERA VALVULA AIRE | 1 | 11041809 |
| 7 | 12162-L0M1-0000 | FILTRO VALVULA AIRE | 1 | 11041807 |
| 8 | 16156-0000-430001 | MANGUERA D16XD11X560 | 1 | 11076597 |
| 9 | 90268-0000-0000 | JUNTA TUBO GASES | 1 | 11081268 |
| 10 | 1809B-J1L6-000001 | TUBO CIRCULACION GASES | 1 | 11081269 |
| | | | | |
| 11 | B166740106001271X | TORNILLO 6X12 | 2 | 11035653 |

**FIGURA N° 17: TANQUE COMBUSTIBLE**

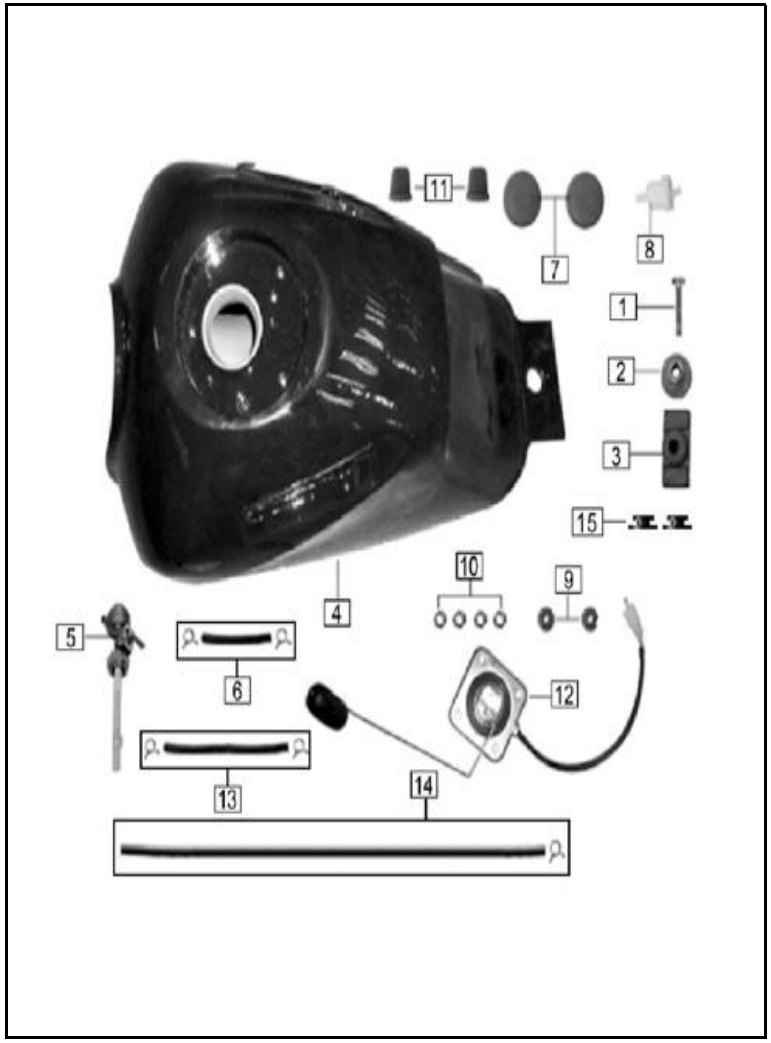


| FIG. No. | PARTE N° | DESCRIPCIÓN | CANT. | SAP |
|---|---|---|---|---|
| 1 | B057830008003071X | TORNILLO 8X30 | 1 | 11042356 |
| 2 | 91302-9080-25191X | BUJE | 1 | 11041994 |
| 3 | 61112-I853-0000 | ANTIVIBRANTE | 1 | 11021999 |
| 4 | 61100-J1L6-010012 | TANQUE COMBUSTIBLE SIN PINTAR | 1 | 11041653 |
| 5 | 61150-M567-0000 | GRIFO COMBUSTIBLE | 1 | 11015477 |
| | | | | |
| 6 | 613140080ZGT0000X | MANGUERA COMBUSTIBLE | 1 | 11042308 |
| 7 | 61111-J1L6-000001 | TAPON TANQUE COMBUSTIBLE | 2 | 11042307 |
| 8 | 61180-0000-0500 | FILTRO COMBUSTIBLE | 1 | 11039115 |
| 9 | 6222B-0000-5300 | ANTIVIBRANTE | 2 | 11042311 |
| 10 | B061770106000061X | TUERCA M6 | 4 | 11039313 |
| | | | | |
| 11 | 61127-I853-0000 | ANTIVIBRANTE TANQUE COMBUSTIBLE | 2 | 11022752 |
| 12 | 87200-J1L6-000003 | MEDIDOR TANQUE COMBUSTIBLE | 1 | 11042343 |
| 13 | 613140160ZGT0000X | MANGUERA COMBUSTIBLE | 1 | 11042309 |
| 14 | 621430710ZGR0000X | MANGUERA COMBUSTIBLE | 1 | 11039118 |
| 15 | 63346-J486-0100 | ANTIVIBRANTE | 2 | 11041918 |
| | | | | |
| | | | | |
| | | | | |
| | | | | |
| | | | | |
| | | | | |
| | | | | |
| | | | | |
| | | | | |
| | | | | |
| | | | | |
| | | | | |
| | | | | |
| | | | | |

**FIGURA N° 18: ENFOCADORES**

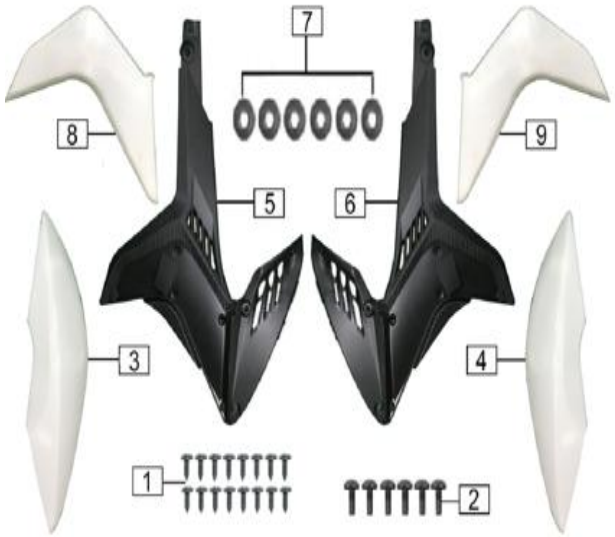


| FIG. No. | PARTE N° | DESCRIPCIÓN | CANT. | SAP |
|---|---|---|---|---|
| 1 | 9A133-1042-013X1X | TORNILLO 4.2X13 | 16 | 11035551 |
| 2 | 9A113-1060-01671X | TORNILLO 6X16 | 6 | 11042000 |
| 3 | 61131-J1L6-C0000P | CUB LATERAL TANQUE IZQUIERDA SIN PINTAR | 1 | 11041656 |
| 4 | 61132-J1L6-C0000P | CUB LATERAL TANQUE DERECHA SIN PINTAR | 1 | 11041657 |
| 5 | 6113A-J1L6-000001 | ENFOCADOR IZQUIERDO TANQUE | 1 | 11077348 |
| | | | | |
| 6 | 6113B-J1L6-000001 | ENFOCADOR DERECHO TANQUE | 1 | 11077347 |
| 7 | B0009601060000K1X | ARANDELA 6 MM. | 6 | 11035613 |
| 8 | 61131-J1L6-00000P | COMPLEMENTO CUBIERTA TANQ INF LH SIN PINTAR | 1 | 11077346 |
| 9 | 61132-J1L6-00000P | COMPLEMENTO CUBIERTA TANQ INF RH SIN PINTAR | 1 | 11077345 |

**FIGURA N° 19: CUBIERTAS LATERALES**

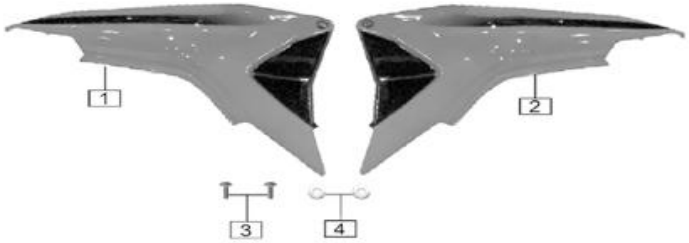


| FIG. No. | PARTE N° | DESCRIPCIÓN | CANT. | SAP |
|---|---|---|---|---|
| 1 | 63301-J1L6-C0000P | TAPA LATERAL IZQUIERDA SIN PINTAR | 1 | 11041658 |
| 2 | 63332-J1L6-C0000P | TAPA LATERAL DERECHA SIN PINTAR | 1 | 11041659 |
| 3 | 9A113-1060-02071X | TORNILLO 6X20 | 2 | 11042001 |
| 4 | B0009601060000K1X | ARANDELA 6 MM. | 2 | 11035613 |

**FIGURA N° 20: CUBIERTA STOP**




| FIG. No. | PARTE N° | DESCRIPCIÓN | CANT. | SAP |
|---|---|---|---|---|
| 1 | 9A113-1060-01271X | TORNILLO 6X12 | 4 | 11041999 |
| 2 | 91301-0060-22021X | ARANDELA 6X22X2 | 4 | 11042345 |
| 3 | 42212-I853-C000 | SOPORTE AGARRADERA TRAS | 1 | 11024162 |
| 4 | 63602-J1L6-C0000P | ZS CUB SILLIN TRASERA MRX 150 | 1 | 11041660 |
| 5 | 9A113-1060-01671X | TORNILLO 6X16 | 1 | 11042000 |
| | | | | |
| 6 | 35019-G124-0000 | GUARDAPOLVO | 1 | 11025105 |
| 7 | B0009601060000K1X | ARANDELA 6 MM. | 1 | 11035613 |
| 8 | 91207-1060-01901X | TUERCA AJUSTE 6-19X12 | 1 | 11053272 |

**FIGURA N° 21: FAROLA-CARENAJE FAROLA**




| FIG. No. | PARTE N° | DESCRIPCIÓN | CANT. | SAP |
|---|---|---|---|---|
| 1 | 63755-I853-C9000P | CARENAJE FAROLA SIN PINTAR | 1 | 11080934 |
| 2 | 63550-I853-C300 | CARENAJE INFERIOR FAROLA | 1 | 11024183 |
| 3 | 86100-I853-010001 | FAROLA | 1 | 11077349 |
| 4 | B166740106001071X | TORNILLO 6X10 11005969 | 2 | 11039245 |
| 5 | 9A113-1060-01671X | TORNILLO 6X16 | 2 | 11042000 |
| | | | | |
| 6 | B0009601060000K1X | ARANDELA 6 MM. | 2 | 11035613 |
| 7 | 9A133-1042-016X1X | TORNILLO 4.2X16 | 4 | 11042348 |
| 8 | 62514-I853-0000 | BUJE | 2 | 11021971 |
| 9 | 91311-G124-0000 | GUARDAPOLVO | 2 | 11025105 |
| 10 | 63763-I853-C00065 | SOPORTE | 1 | 11024164 |

**FIGURA N° 22: VELOCÍMETRO**




| FIG. No. | PARTE N° | DESCRIPCIÓN | CANT. | SAP |
|---|---|---|---|---|
| 1 | 87100-J1L6-010002 | VELOCIMETRO | 1 | 11077360 |
| 2 | 87101-J1L6-010001 | PLATINA VELOCIMETRO | 1 | 11081241 |
| 3 | 92075-H206-0000 | ANTIVIBRANTE | 3 | 11022735 |
| 4 | B166740106001271X | TORNILLO 6X12 | 2 | 11035653 |
| 5 | B061770106000061X | TUERCA M6 | 3 | 11039313 |
| | | | | |
| 6 | B0009601060000K1X | ARANDELA 6 MM. | 3 | 11035613 |

**FIGURA N° 23: MANUBRIO-ESPEJOS**

| FIG. No. | PARTE N° | DESCRIPCIÓN | CANT. | SAP | IMAGEN |
|---|---|---|---|---|---|
| 1 | 69110-J862-000065Q | ESPEJO IZQUIERDO | 1 | 11011486 | |
| 2 | 72100-I853-C80001 | MANUBRIO | 1 | 11077352 | |
| 3 | 69120-J862-000065Q | ESPEJO DERECHO | 1 | 11011474 | |
| 4 | 72010-M954-0000 | MANILAR IZQUIERDO | 1 | 11077351 | |
| 5 | 72201-M954-0000 | COMANDO IZQUIERDO | 1 | 11077344 | |
| | | | | | |
| 6 | 08216-0000-0300 | ABRAZADERA | 2 | 11024843 | |
| 7 | 72209-I126-050065 | SOPORTE Y LEVA CLUTCH | 1 | 11077357 | |
| 8 | 72020-M954-0000 | CARRETEL ACELERADOR | 1 | 11077342 | |
| 9 | 72301-M954-C100 | COMANDO DERECHO | 1 | 11077343 | |
| 10 | 72053-I245-0000 | PLATINA CARRETEL ACELERADOR | 1 | 11042327 | |

**FIGURA N° 24: ESPIGA CENTRAL-CABEZA ESPIGA**

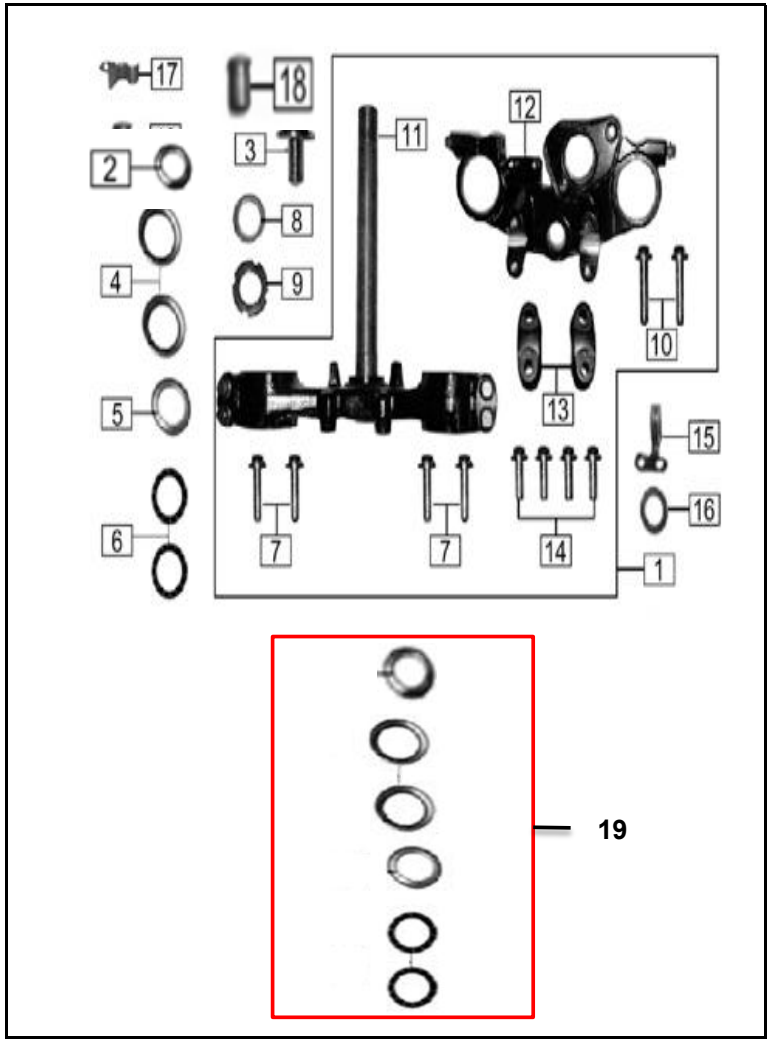


| FIG. No. | PARTE N° | DESCRIPCIÓN | CANT. | SAP | IMAGEN |
|---|---|---|---|---|---|
| 1 | 7110A-I853-C50072 | ESPIGA CENTRAL COMPLETA | 1 | 11081247 | |
| 2 | 71201-I126-0000 | CUNA SUP DIRECCION | 1 | 11006794 | |
| 3 | 71134-I853-00000G | TORNILLO DIRECCION | 1 | 11052403 | |
| 4 | 71204-I126-0000 | CUNA SUP ESPIGA | 2 | 11006803 | |
| 5 | 71202-I126-0000 | CUNA SUP ESPIGA | 1 | 11006798 | |
| | | | | | |
| 6 | 71208-I126-0000 | CANASTILLA DIRECCIÓN | 2 | 11077339 | Ver imagen |
| 7 | B166740108004570G | TORNILLO M8X45 | 4 | 11081248 | |
| 8 | 7112B-I853-C2000G | ARANDELA 14.5 x 36 x 1 ZS 200 | 1 | 11052405 | |
| 9 | 71105-I853-C10001 | TUERCA DIRECCION ZS 200 | 1 | 11052404 | |
| 10 | B166740108005570G | TORNILLO M8X55 | 2 | 11081249 | |
| | | | | | |
| 11 | 71120-I853-C50065 | HORQUILLA DIRECCION | 1 | 11080106 | |
| 12 | 71101-I853-C50066 | SOPORTE SUSPENSIÓN DELANTERA | 1 | 11081251 | |
| 13 | 72101-I853-010090 | SOPORTE SUPERIOR MANUBRIO | 2 | 11081252 | |
| 14 | B166740108003570G | TORNILLO 8X35 | 4 | 11042024 | |
| 15 | 53032-I853-010065 | GUIA MANGUERA FRENO | 1 | 11081253 | |
| | | | | | |
| 16 | 71123-I853-C0001X | ARANDELA | 1 | 11042323 | |
| 17 | 34111-J1L6-000001 | GUIA CABLE VELOCIMETRO | 1 | 11042281 | |
| 18 | 7110B-I853-C000 | ANTIVIBRANTE | 1 | 11022766 | |
| 19 | 21016886 | KIT CUNAS | 1 | 21016886 | Ver imagen |

**FIGURA N° 25: SUSPENSIÓN DELANTERA**




| FIG. No. | PARTE N° | DESCRIPCIÓN | CANT. | SAP |
|---|---|---|---|---|
| 1 | 34100-I853-0200 | SUSPENSION DELANTERA IZQUIERDA | 1 | 11052411 |
| 2 | 34200-I853-0200 | SUSPENSION DELANTERA DERECHA | 1 | 11052412 |
| 3 | 34212-I853-00000P | CUBIERTA BARRA IZQUIERDA SIN PINTAR | 1 | 11080932 |
| 4 | 34213-I853-00000P | CUBIERTA BARRA DERECHA SIN PINTAR | 1 | 11080933 |
| 5 | 9A113-1060-01271X | TORNILLO 6X12 | 4 | 11041999 |
| | | | | |
| 6 | 86307-J1L6-010001 | ABRAZADERA CABLE VELOCIMETRO | 1 | 11081254 |
| 7 | 86407-J1L6-010001 | PLATINA SOPORTE VELOCIMETRO | 1 | 11081255 |
| 8 | 20100100340001 | TAPON BARRA SUSPENSION | 2 | 10091990 |
| 9 | 20108300100001 | EMPAQUE TAPON | 2 | 10091991 |
| 10 | 30102003068503 | CILINDRO INTERNO TUBO TELESCOPICO | 2 | 10091992 |
| | | | | |
| 11 | 20102400030001 | BUJE TUBO TELESCOPICO 41X37X12 | 2 | 10091993 |
| 12 | 20102100050001 | ARANDELA 38X50X3 | 2 | 10091994 |
| 13 | 20101300060001 | RETEN ACEITE 37X50X11 | 2 | 10091995 |
| 14 | 20101200040001 | PIN SEGURIDAD | 2 | 10091996 |
| 15 | 20101100120002 | GUARDAPOLVO | 2 | 10091997 |
| | | | | |
| 16 | 20103300170002 | ARO SUJECION | 2 | 10091998 |
| 17 | 4002001013004 | TORNILLO M8X25 | 2 | 10091999 |
| 18 | 30105709764001 | RESORTE TUBO TELESCOPIO | 2 | 10092000 |
| 19 | 30100303063005 | TUBO INTERNO TELESCOPICO | 2 | 10092001 |
| 20 | 30100603228001 | CONECTOR TUBO IZQUIERDO | 1 | 10092002 |
| | | | | |
| 21 | 30100503222030 | CONECTOR DERECHO | 1 | 10092003 |

**FIGURA N° 26: CABLES**

| FIG. No. | PARTE N° | DESCRIPCIÓN | CANT. | SAP |
|---|---|---|---|---|
| 1 | 72600AZZ8C009301C | CABLE CLUTCH | 1 | 11076659 |
| 2 | 72400AWZ08808501C | CABLE ACELERADOR | 1 | 11076660 |

**FIGURA N° 27: GUARDABARRO DELANTERO**




| FIG. No. | PARTE N° | DESCRIPCIÓN | CANT. | SAP |
|---|---|---|---|---|
| 1 | 63104-I853-C4000P | GUARDABARRO DELANTERO SIN PINTAR | 1 | 11041655 |
| 2 | B166740106002071X | TORNILLO 6X20 | 4 | 11035600 |
| 3 | B0009601060000K1X | ARANDELA 6 MM. | 4 | 11035613 |
| 4 | 63106-I853-C10065 | SOPORTE GUARDABARRO DELANTERO | 1 | 11052409 |

**FIGURA N° 28: RUEDA DELANTERA**

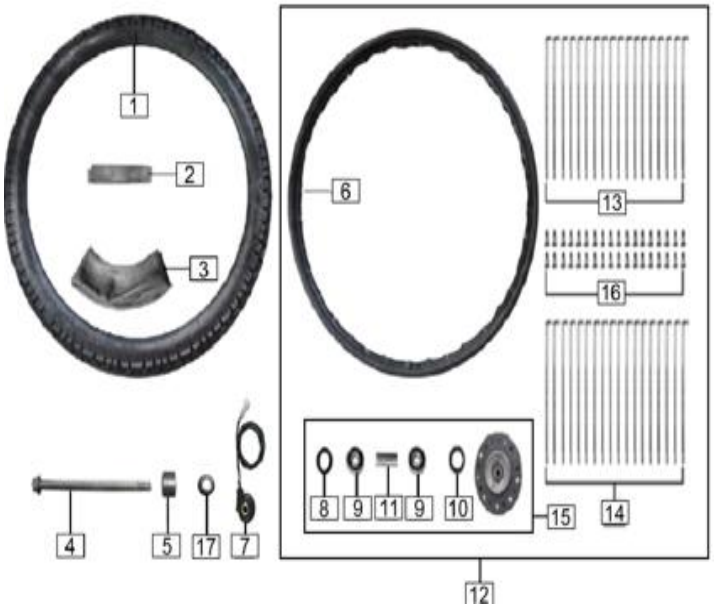


| FIG. No. | PARTE N° | DESCRIPCIÓN | CANT. | SAP | IMAGEN |
|---|---|---|---|---|---|
| 1 | 90/90-19-MR-923-TT | LLANTA QUEEN 90/90-19 MR923 TT | 1 | 11015298 | |
| 2 | 51205-0000-0000 | PROTECTOR NEUMATICO DEL. - TRAS. | 1 | 11042291 | |
| 3 | 51189-0000-000081 | NEUMATICO DELANTERO | 1 | 11080112 | |
| 4 | 51281-G101-01001X | EJE RUEDA DELANTERA 12 x 265 ZS 200 | 1 | 11052420 | |
| 5 | 51101-I853-010001 | BUJE LH RUEDA DELANTERA ZS 200 | 1 | 11052414 | |
| | | | | | |
| 6 | 51112-0000-A30066 | RIN DELANTERO 1.85X19 | 1 | 11041875 | |
| 7 | 87361-L0M1-000002 | SENSOR DE VELOCIDAD DEL | 1 | 11081262 | Ver imagen |
| 8 | 92049-0000-3800 | RETEN CAMPANA DEL20X35X7 | 1 | 11009335 | |
| 9 | 92102-000062022RS | RODAMIENTO BOLAS | 2 | 11004036 | |
| 10 | 5110A-0000-0500 | BUJE CAMPANA DELANTERA | 1 | 11020622 | |
| | | | | | |
| 11 | 51117-0000-B2000C | BUJE | 1 | 11020649 | |
| 12 | 51110-I853-090002 | RIN DELANTERO COMPLETO | 1 | 11081263 | |
| 13 | 51113-1032-2105 | RADIOS RUEDA DELANTERA 3.2X210.5 | 18 | 11081264 | |
| 14 | 51113-2032-2085 | RADIOS RUEDA DELANTERA 3.2X208.5 | 18 | 11081265 | |
| 15 | 51115-0000-480066 | CAMPANA DEL COMPLETA | 1 | 11080117 | |
| | | | | | |
| 16 | 51124-0000-02000C | TUERCA RADIO | 36 | 11021798 | |
| 17 | B061870212000061X | TUERCA M12 | 1 | 11035648 | |
| 18 | 87346-I1F1-010001 | ABRAZADERA | 1 | 11039188 | |
| | | | | | |
| | | | | | |
| | | | | | |
| | | | | | |
| | | | | | |
| | | | | | |
| | | | | | |
| | | | | | |
| | | | | | |
| | | | | | |

**FIGURA N° 29: RUEDA TRASERA**

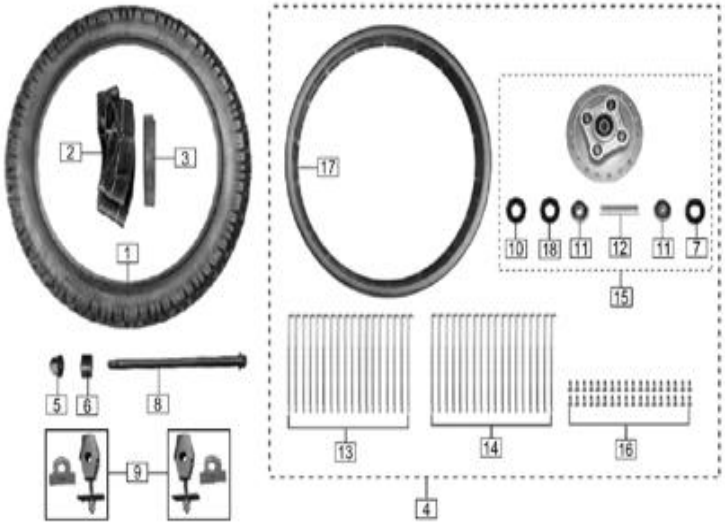


| FIG. No. | PARTE N° | DESCRIPCIÓN | CANT. | SAP |
|---|---|---|---|---|
| 1 | 110/90-17-MR923-TT | LLANTA QUEEN 110/90-17 MR923 TT | 1 | 11036902 |
| 2 | 51289-0000-000006 | NEUMATICO TRASERO | 1 | NO PEDIR |
| 3 | 51205-0000-0000 | PROTECTOR NEUMATICO DEL. - TRAS. | 1 | 11042291 |
| 4 | 51210-I853-070066 | RIN TRASERO COMPLETO | 1 | 11042600 |
| 5 | B061870214000061X | TUERCA | 1 | 11035604 |
| | | | | |
| 6 | 51201-I853-01001X | BUJE EJE RUEDA TRASERA | 1 | 11042290 |
| 7 | 92036-0000-0200 | ANILLO RETENEDOR | 1 | 11024565 |
| 8 | 51281-I853-00001X | EJE RUEDA TRASERA | 1 | 11042293 |
| 9 | 35010-J0A2-000004 | TENSOR CADENA DER. - IZQ. | 2 | 11042282 |
| 10 | 51116-0000-0400 | RETEN 28_42_7 | 1 | 11009316 |
| | | | | |
| 11 | 92102-0006302-2RS | RODAMIENTO BOLAS 6302RS | 2 | 11004041 |
| 12 | 51117-0000-99000C | BUJE INTERNO | 1 | 11002847 |
| 13 | 51114-2040-1780 | RADIO EXTERNO RUEDA TRASERA 4.0X178 | 18 | 11055186 |
| 14 | 51114-1040-1810 | RADIO INTERNO RUEDA TRASERA 4.0X181 | 18 | 11055187 |
| 15 | 51214-0000-490066 | CAMPANA TRASERA | 1 | 11042292 |
| | | | | |
| 16 | 51124-0000-04000C | TUERCA RADIO | 36 | 11021801 |
| 17 | 51112-0000-150066 | RIN TRASERO 2.15X17 | 1 | 11041874 |
| 18 | 51116-0000-0800 | RETEN | 1 | 11009324 |
| | | | | |
| | | | | |
| | | | | |
| | | | | |
| | | | | |
| | | | | |
| | | | | |
| | | | | |
| | | | | |
| | | | | |

**FIGURA N° 30: CADENA-SPROCKET**

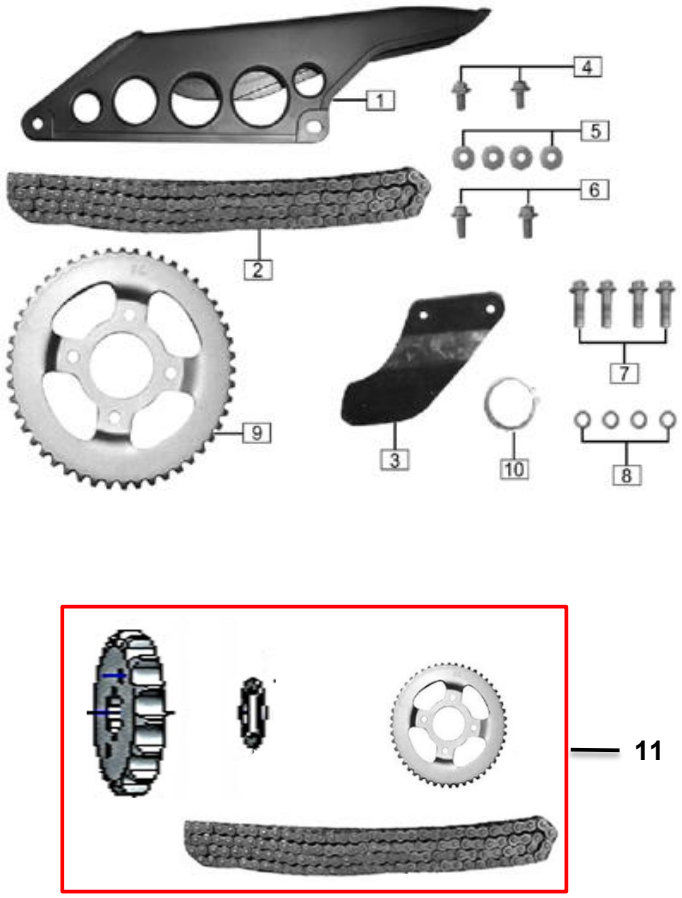


| FIG. No. | PARTE N° | DESCRIPCIÓN | CANT. | SAP | IMAGEN |
|---|---|---|---|---|---|
| 1 | 35110-I853-0200Q | PROTECTOR CADENA | 1 | 11041863 | |
| 2 | 26400-0000-000009 | CADENA 428HX130 (HD) | 1 | 11081244 | Ver imagen |
| 3 | 35316-I853-C300 | GUIA CADENA | 1 | 11021338 | |
| 4 | B166740106001271X | TORNILLO 6X12 | 2 | 11035653 | |
| 5 | B0009601060000K1X | ARANDELA 6 MM. | 4 | 11035613 | |
| | | | | | |
| 6 | B166740106002071X | TORNILLO 6X20 | 2 | 11035600 | |
| 7 | B166740210002571X | TORNILLO 10X1.25X25 | 4 | 11042365 | |
| 8 | B000930010000001X | ARANDELA DE PRESION | 4 | 11039179 | |
| 9 | 55002-I853-C10001 | SPROCKET | 1 | 11042306 | |
| 10 | B008940158000000S | PIN 58 | 1 | 11024773 | |
| | | | | | |
| 11 | KIT MRX 200/84 | KIT ARRASTRE (NITROX) | 1 | 11084423 | |

**FIGURA N° 31: BOMBA DE FRENOS DEL-DISCOS DE FRENO**

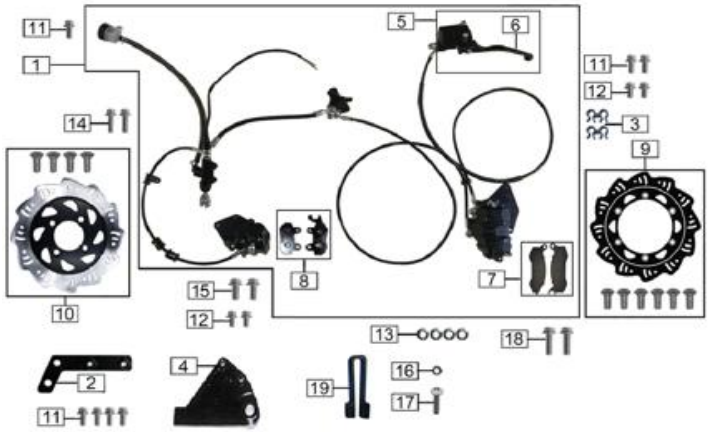


| FIG. No. | PARTE N° | DESCRIPCIÓN | CANT. | SAP |
|---|---|---|---|---|
| 1 | 53000-J1L6-000000 | CONJUNTO FRENO CBS | 1 | 11081256 |
| 2 | 31065-J1L6-000001 | SOPORTE CBS | 1 | 11081257 |
| 3 | 19001-0000-000001 | GUIA CABLES FRENO | 2 | 11076681 |
| 4 | 53143-I853-000065 | SOPORTE DISCO FRENO TRASERO 11004213 | 1 | 11042305 |
| 5 | 53012-I853-C30066 | BOMBA FRENO DELANTERO | 1 | 11042296 |
| | | | | |
| 6 | 72310-I853-0000 | LEVA FRENO DELANTERO | 1 | 11041954 |
| 7 | 53013-I102-000001 | PASTILLAS DE FRENO DELANTERO | 1 | 11076679 |
| 8 | 53106-I853-010001 | PASTAS FRENO TRASERO | 1 | 11080110 |
| 9 | 53001-J1L6-000001 | DISCO FRENO DELANTERO | 1 | 11081258 |
| 10 | 53101-I853-020001 | DISCO FRENO TRASERO NUEVA GEOMETRIA | 1 | 11055201 |
| | | | | |
| 11 | B166740106001671X | TORNILLO 6X16 | 7 | 11039312 |
| 12 | B166740106001271X | TORNILLO 6X12 | 4 | 11035653 |
| 13 | B061770106000061X | TUERCA M6 | 4 | 11039313 |
| 14 | B166740106002571X | TORNILLO 6X25 | 2 | 11035654 |
| 15 | B057890008002071X | TORNILLO 8X20 | 2 | 11042014 |
| | | | | |
| 16 | B061700005000061X | TUERCA M5 | 1 | 11035506 |
| 17 | B008180005003021X | TORNILLO M5X30 | 1 | 11081647 |
| 18 | B057890008003271X | TORNILLO M8X32 | 2 | 11081648 |
| 19 | 53046-Q820-010001 | GUIA CABLES FRENO | 1 | 11081649 |
| | | | | |
| | | | | |
| | | | | |
| | | | | |
| | | | | |
| | | | | |
| | | | | |
| | | | | |
| | | | | |

**FIGURA N° 32: SILLÍN**

| FIG. No. | PARTE N° | DESCRIPCIÓN | CANT. | SAP |
|---|---|---|---|---|
| 1 | 21011138/00 | SILLIN | 1 | 21011138 |
| 2 | B166740106001671X | TORNILLO 6X16 | 4 | 11039312 |
| 3 | 91302-9060-25041X | ARANDELA D6XD25X5.5-1.5 | 2 | 11077336 |
| 4 | 41460-J1L6-C00065 | SOPORTE SILLIN | 1 | 11042284 |
| 5 | 4113M-J1L6-C0000P | COMPLEMENTO CUB SILLIN TRAS SIN PINTAR | 1 | 11041654 |

**FIGURA N° 33: GUARDABARRO TRASERO**

| FIG. No. | PARTE N° | DESCRIPCIÓN | CANT. | SAP |
|---|---|---|---|---|
| 1 | 85830-H206-0000 | REFLECTIVO TRASERO | 1 | 11019011 |
| 2 | 63201-J1L6-C000 | GUARDABARRO TRASERO | 1 | 11042312 |
| 3 | 63206-I853-C00065 | SOPORTE PORTA PLACA | 1 | 11041912 |
| 4 | 91218-1060-022T0U | TUERCA 6X22X11 | 4 | 11021820 |
| 5 | B061770106000061X | TUERCA M6 | 2 | 11039313 |
| | | | | |
| 6 | 91302-0060-20091X | ARANDELA 6X20X9 11042346 | 4 | 22000170 |
| 7 | B166740106002071X | TORNILLO 6X20 | 4 | 11035600 |
| 8 | B166740106001671X | TORNILLO 6X16 | 2 | 11039312 |
| 9 | B0009601060000K1X | ARANDELA 6 MM. | 4 | 11035613 |
| 10 | 6222A-0000-5900 | ARANDELA | 4 | 11003660 |
| | | | | |
| 11 | 63209-J1L6-C000 | GUARDABARRO TRASERO INTERNO | 1 | 11042313 |

**FIGURA N° 34: PARTES ELÉCTRICAS**

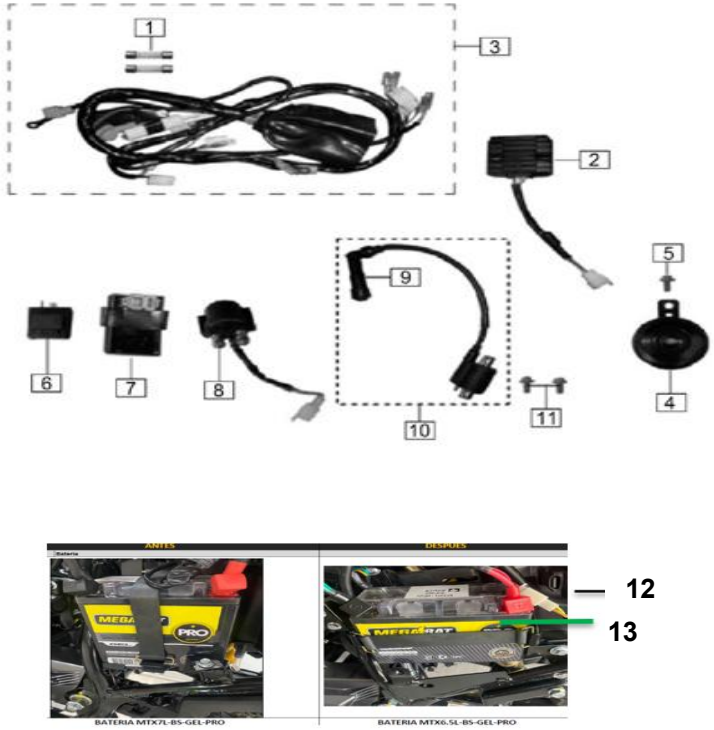


| FIG. No. | PARTE N° | DESCRIPCIÓN | CANT. | SAP | IMAGEN |
|---|---|---|---|---|---|
| 1 | 85171-0000-0100 | FUSIBLE 15A | 2 | 11019943 | |
| 2 | 83100-H259-C00001 | REGULADOR 11041959 | 1 | 11039247 | Ver imagen |
| 3 | 21011117/00 | SISTEMA ELECTRICO IOT MRX 200 | 1 | 21011117 | |
| | 20100106 | RAMAL ELÉCTRICO MRX 200 | 1 | 21016409 | |
| 4 | 85500-I219-010065 | PITO | 1 | 11020736 | |
| 5 | B166740106001271X | TORNILLO 6X12 | 1 | 11035653 | |
| | | | | | |
| 6 | 85600-I853-C000 | FLASHER | 1 | 11041967 | |
| 7 | 81200-L227-000002 | MODULO ENCENDIDO | 1 | 11076707 | |
| 8 | 82290-I126-0000 | RELAY ARRANQUE 11020997 | 1 | 11042332 | |
| 9 | 21130-I873-C000 | CAPUCHON BUJIA | 1 | 11016813 | |
| 10 | 81100-H418-0000 | BOBINA ALTA | 1 | 11041957 | |
| | | | | | |
| 11 | B166740106002071X | TORNILLO 6X20 | 2 | 11035600 | |
| 12 | 83220-I853-C20065 | CAJA BATERIA | 1 | 11022221 | |
| 13 | BATERIA MTX6.5L-BS-GEL-PRO | BATER MEGA PRO GEL MTX6.5L BS 12V 6.5AH | 1 | 11042588 | |

**FIGURA N° 35: SWICHE DE ENCENDIDO**

| FIG. No. | PARTE N° | DESCRIPCIÓN | CANT. | SAP |
|---|---|---|---|---|
| 1 | 07002-I853-C20008 | SET SEGUROS | 1 | 11077356 |
| 2 | B166740108001671X | TORNILLO 8X16 | 2 | 11042022 |
| 3 | B166740106001071X | TORNILLO 6X10 11005969 | 2 | 11039245 |
| 4 | B0007001050020Z00 | TORNILLO 5X20 | 3 | 11005891 |
| 5 | B0007001050012Z00 | TORNILLO 5X12 | 5 | 11005887 |
| | | | | |
| 6 | B166740106002571X | TORNILLO 6X25 | 2 | 11035654 |

**FIGURA N° 36: PUERTO USB**




| FIG. No. | PARTE N° | DESCRIPCIÓN | CANT. | SAP |
|---|---|---|---|---|
| 1 | 82400-0000-030003 | CARGADOR USB COMPLETO | 1 | 11081243 |
| 2 | 82400-0000-030005 | CARGADOR USB | 1 | 11077341 |
| | 80006709 | CARGADOR USB MRXS-SWITCH | 1 | 21016413 |
| 3 | 82430-0000-000000 | ABRAZADERA SUPERIOR PUERTO CARGA USB | 1 | 11055189 |
| 4 | 82440-0000-000000 | ABRAZADERA INFERIOR PUERTO CARGA USB | 1 | 11055190 |
| 5 | B057890005001671X | TORNILLO 5X16 | 2 | 11039131 |

**FIGURA N° 37: COMPLEMENTOS CHASIS-GATO LATERAL**

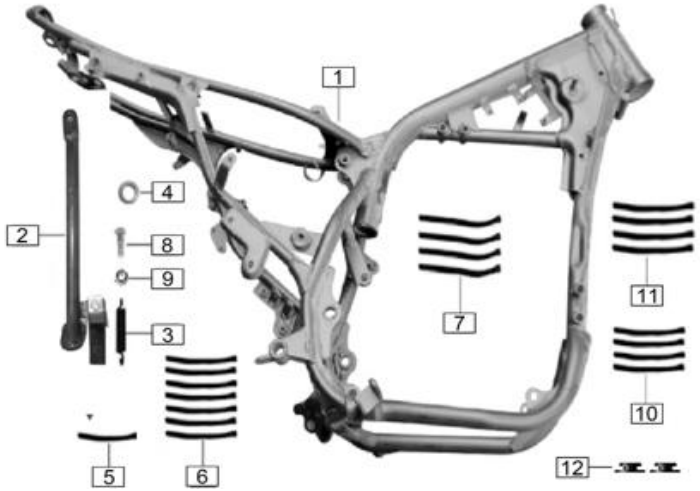

| FIG. No. | PARTE N° | DESCRIPCIÓN | CANT. | SAP |
|---|---|---|---|---|
| 2 | 32130-I853-070065 | GATO LATERAL | 1 | 11042273 |
| 3 | 32102-M954-000001 | RESORTE GATO | 1 | 11023907 |
| 4 | 6222B-0000-7500 | ARANDELA | 1 | 11003659 |
| 5 | 92037-0000-0800 | ABRAZADERA | 1 | 11024867 |
| | | | | |
| 6 | 92037-0000-1900 | ABRAZADERA | 7 | 11024889 |
| 7 | 08216-0000-0900 | ABRAZADERA L=250 MM. | 4 | 11039253 |
| 8 | 91113-6100-03571X | TORNILLO GATO LATERAL 10X1.25X35 | 1 | 11035598 |
| 9 | B061770210000061X | TUERCA M10 | 1 | 11039236 |
| 10 | 08216-0000-0000 | ABRAZADERA 130 MM | 4 | 11042265 |
| | | | | |
| 11 | 08216-0000-0700 | ABRAZADERA 180 MM | 4 | 11041806 |
| 12 | 63346-J486-0100 | ANTIVIBRANTE | 2 | 11041918 |
| 13 | 21016824/00 | DEFENSA MRX 200 DP | 1 | 21016824 |

**FIGURA N° 38: SOPORTE MOTOR**




| FIG. No. | PARTE N° | DESCRIPCIÓN | CANT. | SAP |
|---|---|---|---|---|
| 1 | B0578920100115T1X | TORNILLO 10X1.25X115 | 2 | 11042360 |
| 2 | B0578900080095T1X | TORNILLO 8X95 | 4 | 11042359 |
| 3 | 32301-I853-01006N | SOPORTE SUPERIOR MOTOR | 1 | 11076716 |
| 4 | 32302-I853-01006N | SOPORTE SUPERIOR MOTOR DERECHO | 1 | 11076719 |
| 5 | B061870210000061X | TUERCA M10 | 2 | 11035513 |
| | | | | |
| 6 | B061870108000061X | TUERCA M8 | 7 | 11039211 |
| 7 | B000930010000001X | ARANDELA PRESION | 2 | 11039179 |
| 8 | 34029-I853-00006N | SOPORTE CARENAJE | 1 | 11024159 |
| 9 | B057890008002071X | TORNILLO 8X20 | 2 | 11042014 |
| 10 | B0009701080000K1X | ARANDELA 8 MM | 7 | 11039213 |
| | | | | |
| 11 | B000930008000001X | ARANDELA PRESION | 7 | 11039212 |
| 12 | B0578900080065T1X | TORNILLO 8X65 | 2 | 11042357 |
| 13 | 63404-J1L6-000001 | SOPORTE CARENAJE FRONTAL | 1 | 11042314 |
| 14 | 32327-J1L6-000001 | SOPORTES MOTOR | 2 | 11081267 |
| 15 | 92075-H206-0000 | ANTIVIBRANTE | 1 | 11022735 |
| | | | | |
| 16 | B166740106002071X | TORNILLO 6X20 | 1 | 11035600 |
| 17 | 91302-0060-20091X | ARANDELA 6X20X9 11042346 | 1 | 22000170 |
| 18 | B0578900080070T1X | TORNILLO 8X70 | 1 | 11042358 |
| 19 | B0009701100000K1X | ARANDELA 10 MM. | 2 | 11035517 |
| | | | | |
| | | | | |
| | | | | |
| | | | | |
| | | | | |
| | | | | |
| | | | | |
| | | | | |
| | | | | |

**FIGURA N° 39: BRAZO OSCILANTE-MONOSHOCK**




| FIG. No. | PARTE N° | DESCRIPCIÓN | CANT. | SAP |
|---|---|---|---|---|
| 1 | B1667402100070S1X | TORNILLO 10X1.25X70 | 2 | 11042026 |
| 2 | 91302-0140-25040U | ARANDELA | 2 | 11003677 |
| 3 | B061870210000061X | TUERCA M10 | 2 | 11035513 |
| 4 | 33300-I853-C20068 | AMORTIGUADOR TRASERO AMARILLO | 1 | 11077335 |
| 5 | 35001-I853-0000Q | PROTECTOR CADENA | 1 | 11041861 |
| | | | | |
| 6 | 9A113-1060-01671X | TORNILLO 6X16 | 1 | 11042000 |
| 7 | 91302-0060-20091X | ARANDELA 6X20X9 11042346 | 1 | 22000170 |
| 8 | 35281-I853-C0001X | PASADOR BRAZO OSCILANTE 11022883 | 1 | 11041867 |
| 9 | B061710014000061X | TUERCA M14 | 2 | 11042020 |
| 10 | 35201-J150-0000 | ANTIVIBRANTE | 2 | 11022772 |
| | | | | |
| 11 | 33001-I853-02008H | BRAZO OSCILANTE | 1 | 11022830 |

**FIGURA N° 40: DIRECCIONALES**

| FIG. No. | PARTE N° | DESCRIPCIÓN | CANT. | SAP |
|---|---|---|---|---|
| 1 | 86300-J1R5-000008 | DIRECCIONAL DELANTERA IZQUIERDA | 1 | 11082490 |
| 2 | 86400-J1R5-000008 | DIRECCIONAL DELANTERA DERECHA | 1 | 11082491 |
| 3 | 86500-J1R5-000001 | DIRECCIONAL TRASERA IZQUIERDA | 1 | 11041978 |
| 4 | 86600-J1R5-000001 | DIRECCIONAL TRASERA DERECHA | 1 | 11041979 |

**FIGURA N° 41: STOP TRASERO**

| FIG. No. | PARTE N° | DESCRIPCIÓN | CANT. | SAP |
|---|---|---|---|---|
| 1 | 86200-J1L6-C00002 | STOP TRASERO | 1 | 11077358 |
| 2 | 9A133-1042-013X1X | TORNILLO 4.2X13 | 3 | 11035551 |
| 3 | B0009701050000K1X | ARANDELA 5 MM | 3 | 11042352 |
| 4 | 6222A-0000-1200 | ANTIVIBRANTE | 2 | 11003657 |

**FIGURA N° 42: LUZ PLACA**

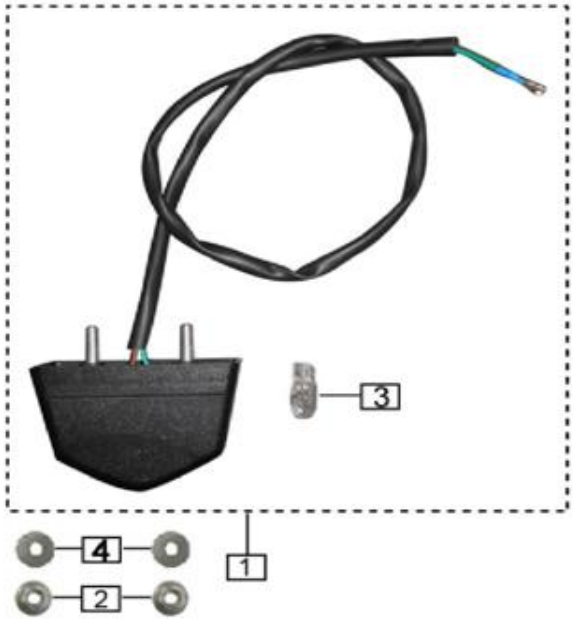


| FIG. No. | PARTE N° | DESCRIPCIÓN | CANT. | SAP |
|---|---|---|---|---|
| 1 | 86700-I853-C100 | LUZ PLACA | 1 | 11042341 |
| 2 | B061770106000061X | TUERCA M6 | 2 | 11039313 |
| 3 | 86720-0000-C200 | BOMBILLO | 1 | 11022152 |
| 4 | B0009601060000K1X | ARANDELA 6 MM. | 2 | 11035613 |

**FIGURA N° 43: REPOSAPIE CONDUCTOR-REPOSAPIE PASAJERO**

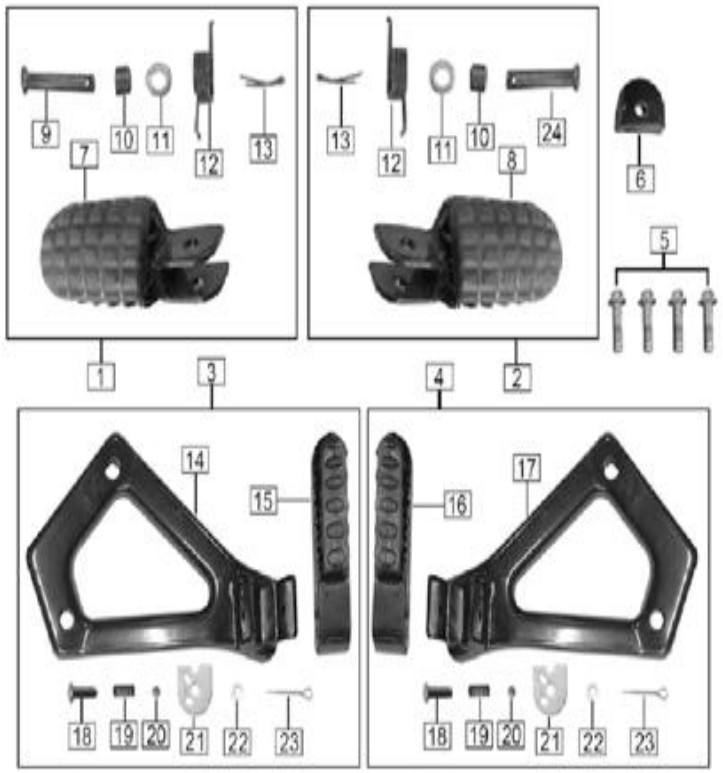


| FIG. No. | PARTE N° | DESCRIPCIÓN | CANT. | SAP |
|---|---|---|---|---|
| 1 | 32110-I853-010068 | REPOSAPIE CONDUCTOR IZQUIERDO | 1 | 11041827 |
| 2 | 32120-I853-020068 | REPOSAPIE CONDUCTOR DERECHO | 1 | 11041830 |
| 3 | 32410-I853-030004 | SOPORTE REPOSAPIE PASAJERO IZQ. COMPLETO | 1 | 11042274 |
| 4 | 32420-I853-040004 | SOPORTE REPOSAPIE PASAJERO DER. COMPLETO | 1 | 11042278 |
| 5 | B057890008003071X | TORNILLO 8X30 | 4 | 11042015 |
| | | | | |
| 6 | 92075-I853-0002 | ANTIVIBRANTE SOPORTE REPOSAPIE | 1 | 11022759 |
| 7 | 32106-I853-C10065 | TACO REPOSAPIE CONDUCTOR IZQUI. (SOLO) | 1 | 11042593 |
| 8 | 32107-I853-C10065 | TACO REPOSAPIE CONDUCTOR DERECHO (SOLO) | 1 | 11042594 |
| 9 | 32108-I853-C1001X | PIN PASADOR | 1 | 11041825 |
| 10 | 32112-I853-C10001 | RESORTE REPOSAPIE DELANTERO | 2 | 11041828 |
| | | | | |
| 11 | 32114-I853-C10001 | ARANDELA | 2 | 11041829 |
| 12 | B0009701080000K1X | ARANDELA 8 MM | 2 | 11039213 |
| 13 | B000910002001801X | PIN DE SEGURIDAD 2X18 | 2 | 11042004 |
| 14 | 32415-I853-C10065 | SOPORTE REPOSAPIE PASAJERO IZQ. | 1 | 11055196 |
| 15 | 3241A-I853-C10065 | REPOSAPIE PASAJERO IZQUIERDO | 1 | 11042275 |
| | | | | |
| 16 | 3242E-I853-C10065 | REPOSAPIE PASAJERO DERECHO | 1 | 11042279 |
| 17 | 32425-I853-C10065 | SOPORTE REPOSAPIE PASAJERO DER. | 1 | 11055197 |
| 18 | 32471-I853-020001 | PIN PASADOR | 2 | 11042280 |
| 19 | 3241H-I853-02000H | RESORTE | 2 | 11042277 |
| 20 | 71205-0000-0200 | BALIN | 2 | 11042326 |
| | | | | |
| 21 | 3241G-I853-020001 | PLACA TOPE | 2 | 11042276 |
| 22 | B0009701060000K1X | ARANDELA 6X22X2 | 2 | 11035621 |
| 23 | B000910002002001X | PIN DE SEGURIDAD 2X20 | 2 | 11035620 |
| 24 | 32108-I853-C2001X | PIN PASADOR | 1 | 11041826 |
| | | | | |
| | | | | |
| | | | | |

**FIGURA N° 44: PEDAL CAMBIOS-PEDAL FRENO**

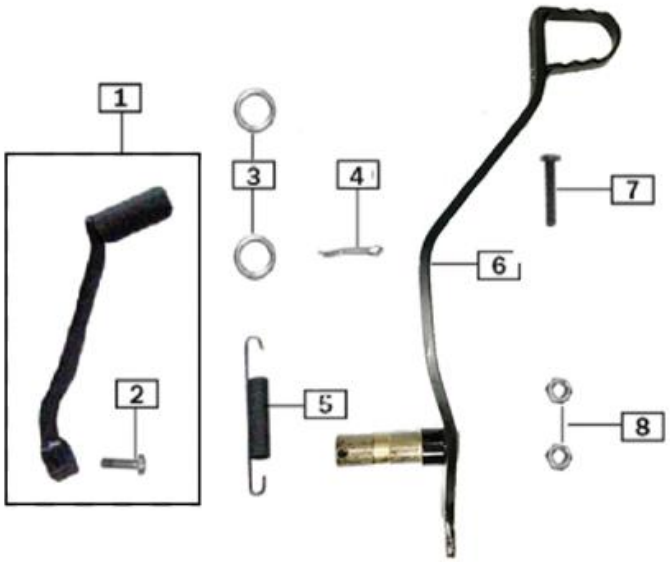


| FIG. No. | PARTE N° | DESCRIPCIÓN | CANT. | SAP |
|---|---|---|---|---|
| 1 | 24400-I853-000068 | PEDAL CAMBIOS | 1 | 11041822 |
| 2 | B057830006002071X | TORNILLO 6X20 | 1 | 11042011 |
| 3 | 91301-0170-23021X | ARANDELA | 2 | 11041987 |
| 4 | B000910003002501X | PIN DE SEGURIDAD 3X25 | 1 | 11042005 |
| 5 | 52105-I853-020001 | RESORTE PEDAL FRENO | 1 | 11042294 |
| | | | | |
| 6 | 52100-I853-020001 | PALANCA FRENO TRASERO | 1 | 11076730 |
| 7 | B057830006003571X | TORNILLO 6X35 | 1 | 11042012 |
| 8 | 91202-1060-01730G | TUERCA M6 | 2 | 11035614 |

**FIGURA N° 45: AGARRADERA PASAJERO**

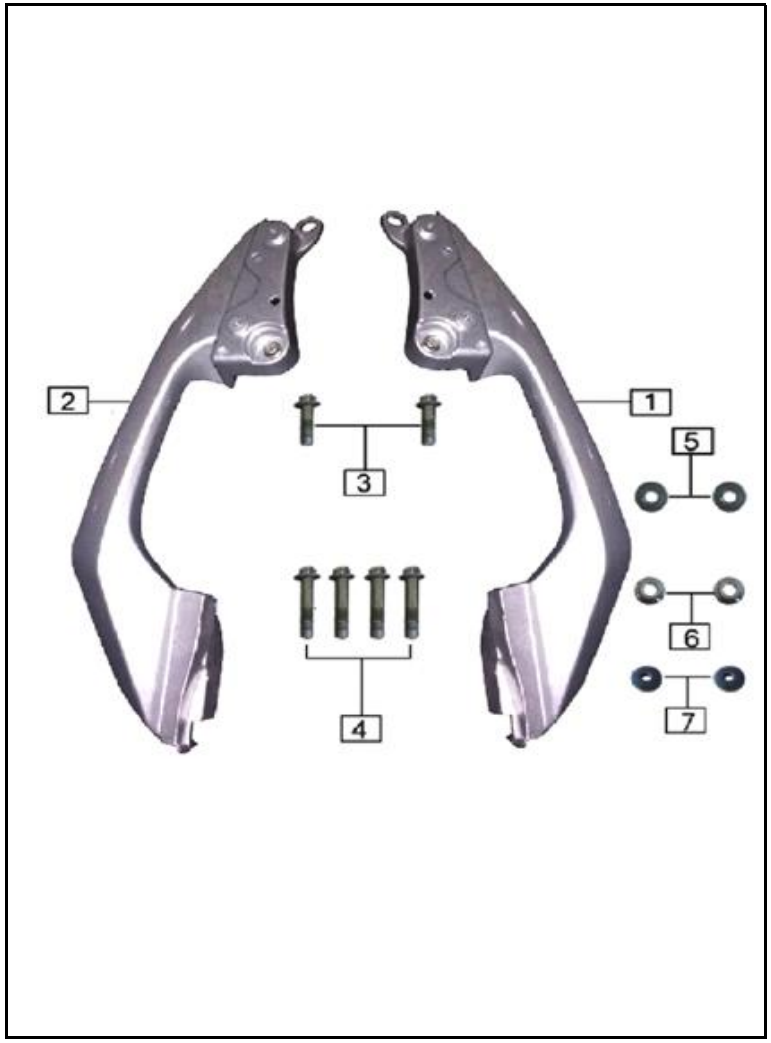


| FIG. No. | PARTE N° | DESCRIPCIÓN | CANT. | SAP |
|---|---|---|---|---|
| 1 | 42217-J1L6-C00074 | AGARRADERA PASAJERO IZQUIERDA | 1 | 11081245 |
| 2 | 42218-J1L6-C00074 | AGARRADERA PASAJERO DERECHA | 1 | 11081246 |
| 3 | B166740106002071X | TORNILLO 6X20 | 2 | 11035600 |
| 4 | B057890008003071X | TORNILLO 8X30 | 4 | 11042015 |
| 5 | B0009601080000K1X | ARANDELA 8 MM | 2 | 11042006 |
| | | | | |
| 6 | B061870108000061X | TUERCA M8 | 2 | 11039211 |
| 7 | 6222B-0000-5300 | ANTIVIBRANTE | 2 | 11042311 |

**FIGURA N° 46: PROTECTOR MOTOR**

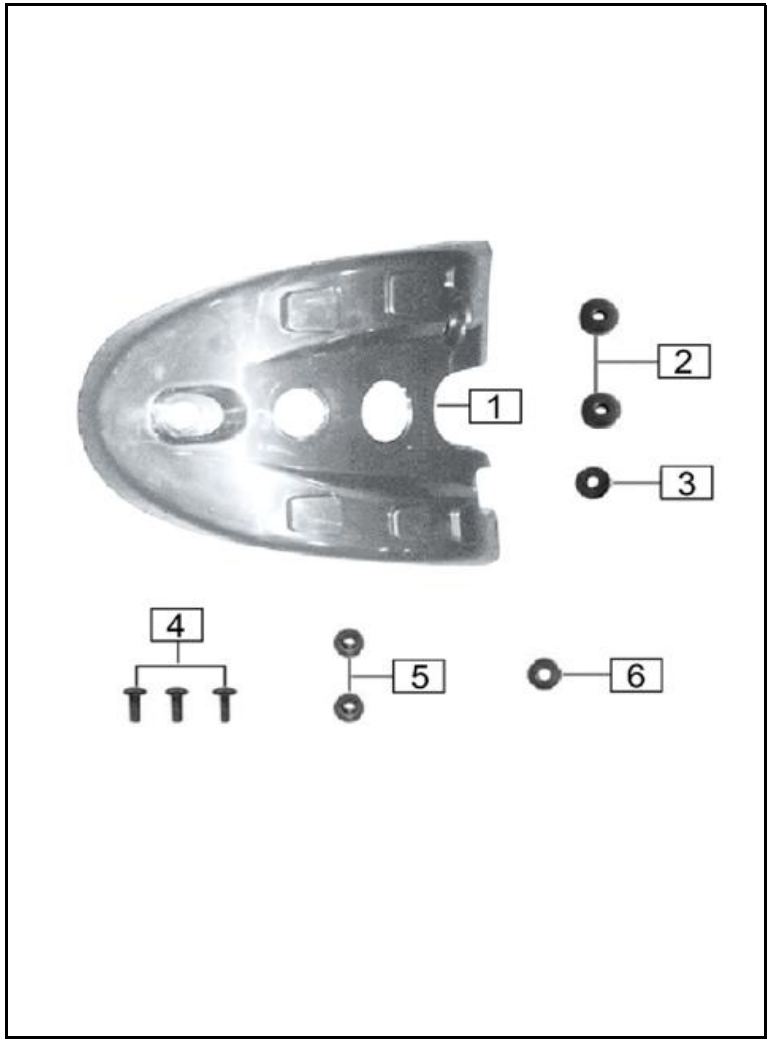


| FIG. No. | PARTE N° | DESCRIPCIÓN | CANT. | SAP |
|---|---|---|---|---|
| 1 | 31110-I853-C300 | PROTECTOR MOTOR | 1 | 11021359 |
| 2 | 6222A-0000-1200 | ANTIVIBRANTE | 2 | 11003657 |
| 3 | 91311-G124-0100 | ARANDELA | 1 | 11081259 |
| 4 | 9A129-1060-02071X | TORNILLO M6X20 | 3 | 11081260 |
| 5 | 91302-9060-18061X | ARANDELA | 2 | 11081261 |
| | | | | |
| 6 | B0009601060000K1X | ARANDELA 6 MM. | 1 | 11035613 |

**FIGURA N° 47: CALCOMANÍAS**

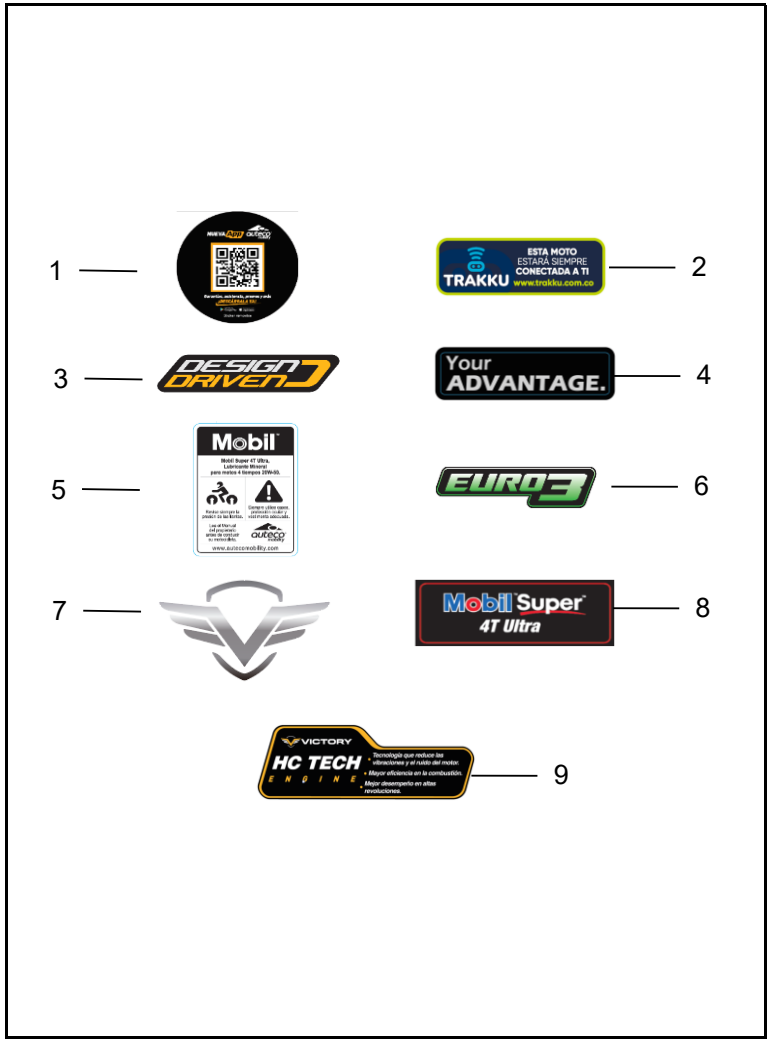


| FIG. No. | PARTE N° | DESCRIPCIÓN | CANT. | OBSERVACIÓN |
|---|---|---|---|---|
| 1 | 21007602 | CALCOMANIA APP AUTECO M | 2 | |
| 2 | 21010331 | CAL TRAKKU SERIG | 1 | |
| 3 | 21005103 | EMBLEMA DESIGN DRIVEN V2 | 1 | |
| 4 | 21011066 | CAL ADVANTAGE LR TD VENOM18 | 2 | |
| 5 | 21007648 | CAL MOBIL VERIF 20W50 | 1 | |
| | | | | |
| 6 | 21005552 | CAL LAT EURO 3 | 1 | |
| 7 | 21004884 | CAL FRONT LOGO VICTORY ZS 125 | 1 | |
| 8 | 21007645 | CAL MOBIL ULTRA LOG | 1 | |
| 9 | 21010333 | CAL MOTOR HC VICTORY | 1 | |

**FIGURA N° 48: CALCOMANÍAS MRX 200 NEGRO NEBULOSA/AZUL ANTARTIDA**




| FIG. No. | PARTE N° | DESCRIPCIÓN | CANT. | OBSERVACIÓN |
|---|---|---|---|---|
| 1 | 21014975 | CAL LAT ENF TANQ LH AZ MRX200 | 1 | |
| 2 | 21014976 | CAL LAT ENF TANQ RH AZ MRX200 | 1 | |
| 3 | 21014985 | CAL GUARDBRR LAT DEL RH AZ MRX200 | 1 | |
| 4 | 21014984 | CAL GUARDBRR LAT DEL LH AZ MRX200 | 1 | |
| 5 | 21014981 | CAL TAPA LAT RH AZ MRX200 | 1 | |
| | | | | |
| 6 | 21014980 | CAL TAPA LAT LH AZ MRX200 | 1 | |
| 7 | 21014977 | CAL TANQUE LR AZ MRX200 | 2 | |
| 8 | 21014979 | CAL TAPA LAT DEL RH AZ MRX200 | 1 | |
| 9 | 21014978 | CAL TAPA LAT DEL LH AZ MRX200 | 1 | |
| 10 | 21014983 | CAL SUSPENS LAT DEL LR AZ MRX200 | 2 | |
| | | | | |
| 11 | 21014988 | CAL TIJERA LH AZ MRX200 | 1 | |
| 12 | 21014989 | CAL TIJERA RH AZ MRX200 | 1 | |
| 13 | 21014987 | CAL CARNJ LAT RH AZ MRX200 | 1 | |
| 14 | 21014986 | CAL CARNJ LAT LH AZ MRX200 | 1 | |

**FIGURA N° 49: CALCOMANÍAS MRX 200 NEGRO NEBULOSA/ROJO ESCARLATA**




| FIG. No. | PARTE N° | DESCRIPCIÓN | CANT. | OBSERVACIÓN |
|---|---|---|---|---|
| 1 | 21014990 | CAL LAT ENF TANQ LH RJ MRX200 | 1 | |
| 2 | 21014991 | CAL LAT ENF TANQ RH RJ MRX200 | 1 | |
| 3 | 21015000 | CAL GUARDBRR LAT DEL RH RJ MRX200 | 1 | |
| 4 | 21014999 | CAL GUARDBRR LAT DEL LH RJ MRX200 | 1 | |
| 5 | 21014996 | CAL TAPA LAT RH RJ MRX200 | 1 | |
| | | | | |
| 6 | 21014995 | CAL TAPA LAT LH RJ MRX200 | 1 | |
| 7 | 21014992 | CAL TANQUE LR RJ MRX200 | 2 | |
| 8 | 21014994 | CAL TAPA LAT DEL RH RJ MRX200 | 1 | |
| 9 | 21014993 | CAL TAPA LAT DEL LH RJ MRX200 | 1 | |
| 10 | 21014998 | CAL SUSPENS LAT DEL LR RJ MRX200 | 2 | |
| | | | | |
| 11 | 21015003 | CAL TIJERA LH RJ MRX200 | 1 | |
| 12 | 21015004 | CAL TIJERA RH RJ MRX200 | 1 | |
| 13 | 21015002 | CAL CARNJ LAT RH RJ MRX200 | 1 | |
| 14 | 21015001 | CAL CARNJ LAT LH RJ MRX200 | 1 | |

**FIGURA N° 50: CALCOMANÍAS MRX 200 NEGRO MATE/GRIS PIEDRA**

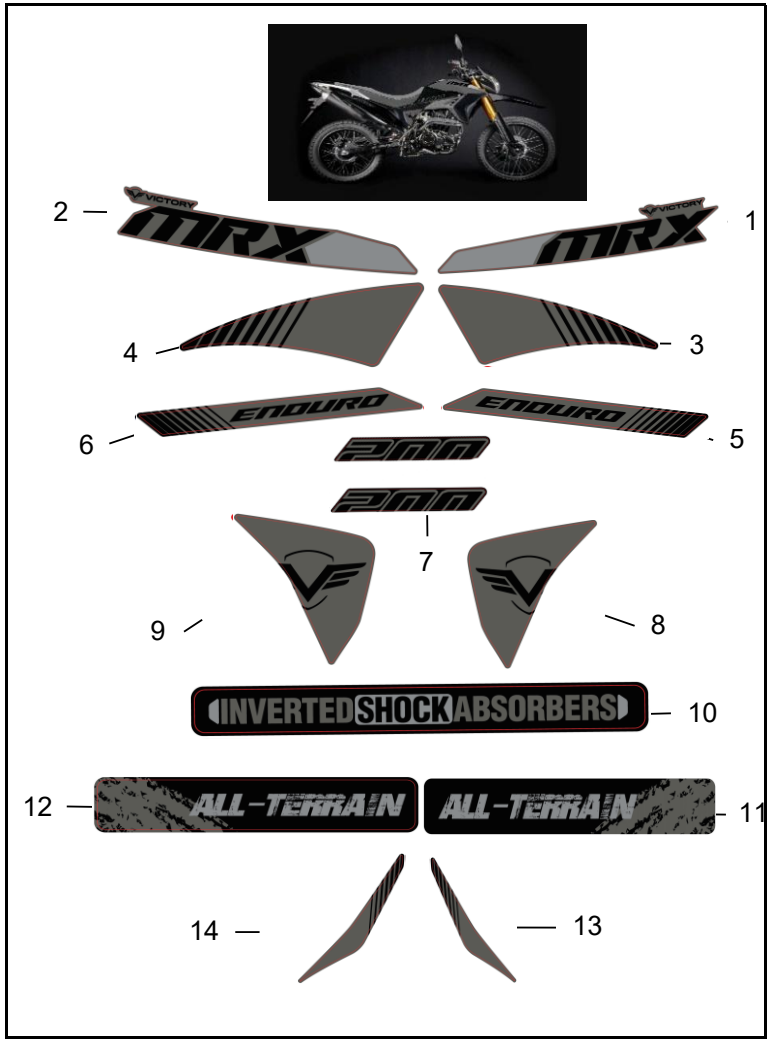


| FIG. No. | PARTE N° | DESCRIPCIÓN | CANT. | OBSERVACIÓN |
|---|---|---|---|---|
| 1 | 21015005 | CAL LAT ENF TANQ LH GRP MRX200 | 1 | |
| 2 | 21015006 | CAL LAT ENF TANQ RH GRP MRX200 | 1 | |
| 3 | 21015015 | CAL GUARDBRR LAT DEL RH GRP MRX200 | 1 | |
| 4 | 21015014 | CAL GUARDBRR LAT DEL LH GRP MRX200 | 1 | |
| 5 | 21015011 | CAL TAPA LAT RH GRP MRX200 | 1 | |
| | | | | |
| 6 | 21015010 | CAL TAPA LAT LH GRP MRX200 | 1 | |
| 7 | 21015007 | CAL TANQUE LR GRP MRX200 | 2 | |
| 8 | 21015009 | CAL TAPA LAT DEL RH GRP MRX200 | 1 | |
| 9 | 21015008 | CAL TAPA LAT DEL LH GRP MRX200 | 1 | |
| 10 | 21015013 | CAL SUSPENS LAT DEL LR GRP MRX200 | 2 | |
| | | | | |
| 11 | 21015018 | CAL TIJERA LH GRP MRX200 | 1 | |
| 12 | 21015019 | CAL TIJERA RH GRP MRX200 | 1 | |
| 13 | 21015017 | CAL CARNJ LAT RH GRP MRX200 | 1 | |
| 14 | 21015016 | CAL CARNJ LAT LH GRP MRX200 | 1 | |

**FIGURA N° 50: CALCOMANÍAS MRX 200 CAFÉ ARENA**




| FIG. No. | PARTE N° | DESCRIPCIÓN | CANT. | OBSERVACIÓN |
|---|---|---|---|---|
| 1 | 21004884 | CAL FRONT LOGO VICTORY ZS 125 | 1 | NEGRO MATE / CAFÉ ARENA MATE |
| 2 | 21005552 | CAL EURO3 V2 | 1 | NEGRO MATE / CAFÉ ARENA MATE |
| 3 | 21010331 | CAL TRAKKU SERIG | 1 | NEGRO MATE / CAFÉ ARENA MATE |
| 4 | 21014972 | CAL CARNJ LAT RH AREN MRX200 | 1 | NEGRO MATE / CAFÉ ARENA MATE |
| 5 | 21014971 | CAL CARNJ LAT LH AREN MRX200 | 1 | NEGRO MATE / CAFÉ ARENA MATE |
| | | | | |
| 6 | 21014961 | CAL LAT ENF TANQ RH AREN MRX200 | 1 | NEGRO MATE / CAFÉ ARENA MATE |
| 7 | 21014960 | CAL LAT ENF TANQ LH AREN MRX200 | 1 | NEGRO MATE / CAFÉ ARENA MATE |
| 8 | 21014970 | CAL GUARDBRR LAT DEL RH AREN MRX200 | 1 | NEGRO MATE / CAFÉ ARENA MATE |
| 9 | 21014969 | CAL GUARDBRR LAT DEL LH AREN MRX200 | 1 | NEGRO MATE / CAFÉ ARENA MATE |
| 10 | 21014962 | CAL TANQUE LR AREN MRX200 | 1 | NEGRO MATE / CAFÉ ARENA MATE |
| | | | | |
| 11 | 21014966 | CAL TAPA LAT RH AREN MRX200 | 1 | NEGRO MATE / CAFÉ ARENA MATE |
| 12 | 21014965 | CAL TAPA LAT LH AREN MRX200 | 1 | NEGRO MATE / CAFÉ ARENA MATE |
| 13 | 21014964 | CAL TAPA LAT DEL RH AREN MRX200 | 1 | NEGRO MATE / CAFÉ ARENA MATE |
| 14 | 21014963 | CAL TAPA LAT DEL LH AREN MRX200 | 1 | NEGRO MATE / CAFÉ ARENA MATE |
| 15 | 21014968 | CAL SUSPENS LAT DEL LR AREN MRX200 | 2 | NEGRO MATE / CAFÉ ARENA MATE |
| | | | | |
| 16 | 21014974 | CAL TIJERA RH AREN MRX200 | 1 | NEGRO MATE / CAFÉ ARENA MATE |
| 17 | 21014973 | CAL TIJERA LH AREN MRX200 | 1 | NEGRO MATE / CAFÉ ARENA MATE |

**FIGURA N° 50: CALCOMANÍAS MRX 200 FOX**

1

2

3

4

5

6



7

| FIG. No. | PARTE N° | DESCRIPCIÓN | CANT. | OBSERVACIÓN |
|---|---|---|---|---|
| 1 | 20021110 | KIT CALCOMANIAS MRX 200 FOX | 1 | |
| 2 | 21006265 | DOME CUB FARL SUP ONE V2 | 1 | |
| 3 | 21005552 | CAL EURO3 V2 | 1 | |
| 4 | 21017812 | SIST ELECTRICO IOT+USB MRX 200 ET2 COMP | 1 | |
| 5 | 20020922 | DEFENSA MRX 200 ROJA | 1 | |
| 6 | 20021009 | VINILO PUFF MRX FOX | 1 | |
| 7 | 20021007 | TAPON ACRILICO NEGRO | 2 | |

VICTORY
MOTORCYCLES